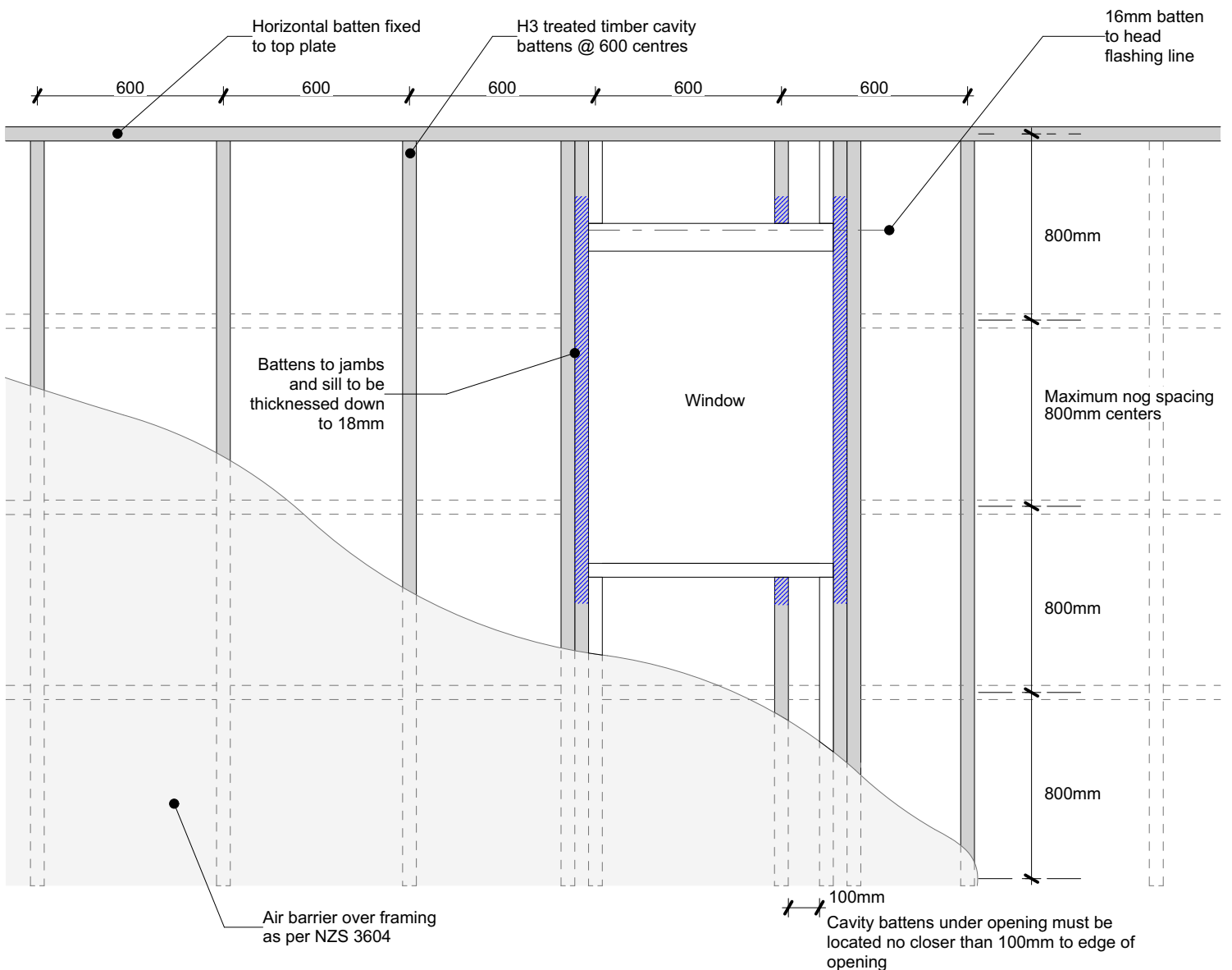




Nu-Wall Extruded Aluminium Cladding
Installation CAD details - Horizontal over cavity (HOC)

1	NW-HOC-001.02	Batten layout for horizontal cladding over vented cavity	02/07/2025
2	NW-HOC-002.02	Typical installation - Timber cavity batten to timber frame	02/07/2025
3	NW-HOC-003.02	Typical installation - Timber cavity batten to steel frame	02/07/2025
4	NW-HOC-004.02	Typical installation - Alibat to timber frame	02/07/2025
5	NW-HOC-005.02	Typical base channel fixing	02/07/2025
6	NW-HOC-006.02	Typical base channel over timber floor	02/07/2025
7	NW-HOC-007.02	Typical base channel over waterproof deck	02/07/2025
8	NW-HOC-007b.02	Typical base channel over concrete slab	02/07/2025
9	NW-HOC-008.02	Pre-Fabricated 90 deg base channel corner	02/07/2025
10	NW-HOC-009.02	Typical corner NC107X and NC109X assembly	02/07/2025
11	NW-HOC-010.02	Drained & Vented Cavity Vertical Joint	02/07/2025
12	NW-HOC-010b.02	Vertical Join - Mixed cladding	02/07/2025
13	NW-HOC-011.02	Typical external 90 deg corner	02/07/2025
14	NW-HOC-012.02	External 90 deg corner using NC251 box assembly	02/07/2025
15	NW-HOC-013.02	Internal 90 deg corner using NC107X and NC109X	02/07/2025
16	NW-HOC-014.02	Typical inter storey or horizontal joint	02/07/2025
17	NW-HOC-015.02	Typical sill section - NC247 and NC248 assembly	02/07/2025
18	NW-HOC-016.02	Typical jamb section - NC247 and NC248 assembly	02/07/2025
19	NW-HOC-017.02	Typical head section - full board using NC101 starter	02/07/2025
20	NW-HOC-018.02	Typical head section - notched using NC134P base channel	02/07/2025
21	NW-HOC-019.02	Soaker installation to window jamb	02/07/2025
22	NW-HOC-020.02	Typical head flashing end detail	02/07/2025
23	NW-HOC-021a.03	Typical soffit trim	02/07/2025
24	NW-HOC-021b.03	Typical raking soffit	02/07/2025
25	NW-HOC-021c.03	Typical inverse raking soffit	02/07/2025
26	NW-HOC-022.02	Typical pipe penetration	02/07/2025
27	NW-HOC-022b.02	Typical large pipe penetration with cowel	02/07/2025
28	NW-HOC-023.02	Typical apron roof to wall junction	02/07/2025
29	NW-HOC-024.02	Typical parapet	02/07/2025
30	NW-HOC-025.02	Typical deck to wall junction	02/07/2025
31	NW-HOC-026.02	Typical roof and gutter to wall junction	02/07/2025
32	NW-HOC-027.02	Notching board around window head and sill	02/07/2025
33	NW-HOC-028.03	Board to end of wall junction	02/07/2025
34	NW-HOC-029.03	Typical Nu-Wall fascia to soffit	02/07/2025
35	NW-HOC-029b.03	Typical Nu-Wall fascia to soffit - Optional cavity closure	02/07/2025
36	NW-HOC-030.03	Typical Nu-Wall to fascia - soffit - wall (with alternative)	02/07/2025
37	NW-HOC-031.03	Typical garage door head and jamb (Timber reveal)	02/07/2025
38	NW-HOC-031b.03	Typical garage door head and jamb (Nu-Wall Reveal Profile)	02/07/2025
39	NW-HOC-032.03	Typical Nu-Wall to brick internal corner	02/07/2025
40	NW-HOC-033.03	Typical Nu-Wall to brick external corner	02/07/2025
41	NW-HOC-034.03	Typical Nu-Wall to brick horizontal junction	02/07/2025
42	NW-HOC-035.03	Typical Nu-Wall to brick vertical junction	02/07/2025
43	NW-HOC-036.03	Typical Nu-Wall to concrete masonry vertical junction	02/07/2025
44	NW-HOC-037.03	Typical Nu-Wall to concrete masonry external corner	02/07/2025
45	NW-HOC-038.03	Typical Nu-Wall to concrete masonry internal corner	02/07/2025
46	NW-HOC-039.03	Typical Nu-Wall irregular external corner flashing	02/07/2025
47	NW-HOC-040.03	Typical Nu-Wall irregular internal corner flashing	02/07/2025
48	NW-HOC-041.02	Typical Nu-Wall irregular internal corner flashing profiles	02/07/2025



Additional note:

- Please refer to 3D batten layouts, NW-HOC-TIM BATT 01.01 & NW-HOC-ALIBAT 02.01

Cavity batten note:

- 20mm single castellated timber battens required for all Nu-Wall installations.
- Batten to have 15° slope for moisture egress
- Allow 6mm gap between vertical and horizontal battens
- Sill and head battens to be max. 500mm with a 6mm gap to each segment
- 18mm single castellated battens are available from Nu Wall for all vertical applications to wall junctions and jambs
- Proprietary Nu-Wall Alibat is available as an alternative when a structural non-combustable cavity batten is required



Nu-Wall cladding horizontal on cavity

Batten layout for horizontal cladding over vented cavity

NW-HOC-001.02

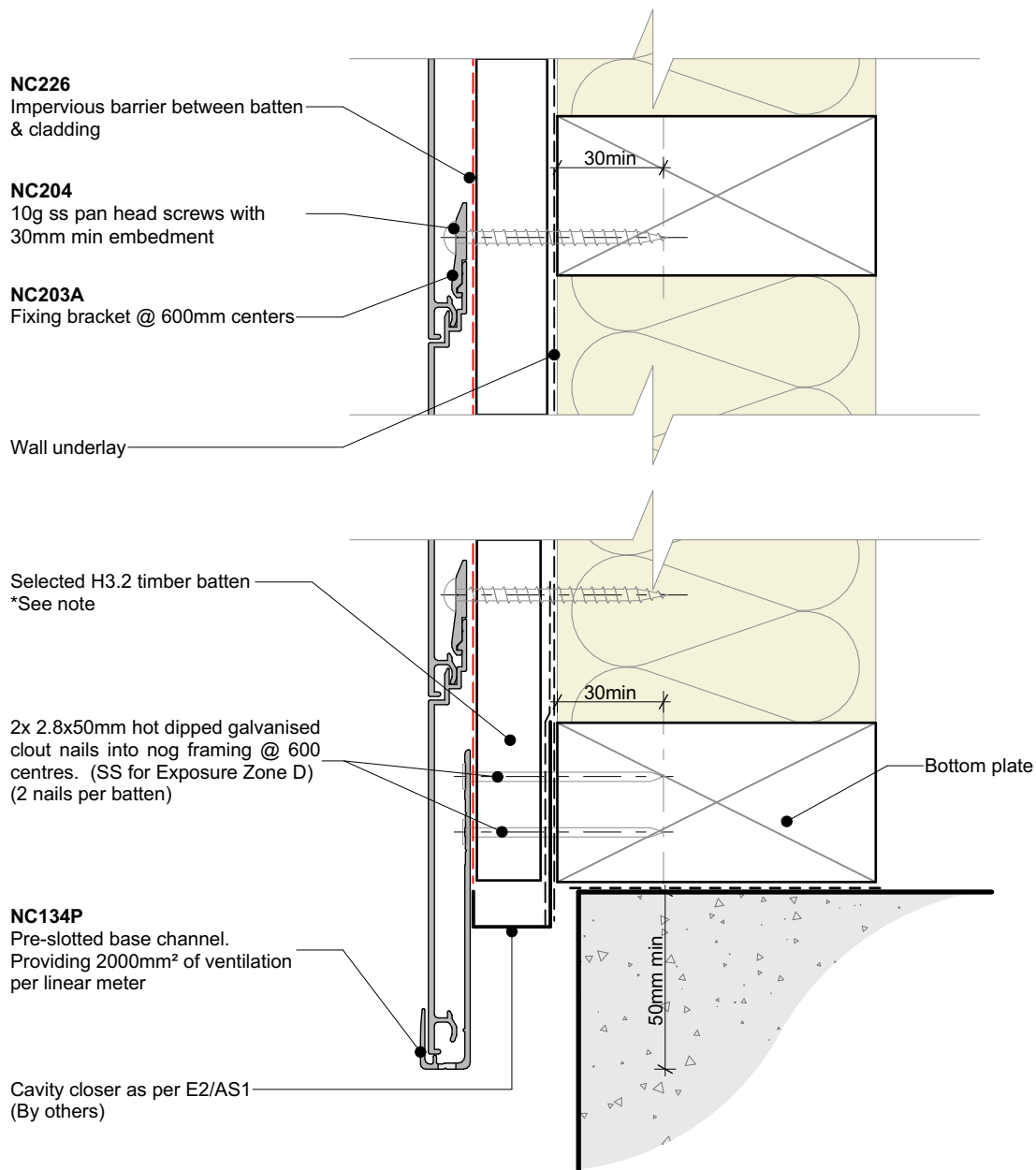
Drawn by: Nu-Wall

Date: 02/07/2025

Checked by: RL, GT

Scale: NTS

© 2021 copyright in this document is the property of Nu-Wall Aluminium Cladding Limited. All rights reserved. Nu-Wall is a registered trademark of Aluminium Product Brands NZ Limited



Cavity batten note:

- 20mm single castellated timber battens required for all Nu-Wall installations.
- Batten to have 15° slope for moisture egress
- Allow 6mm gap between vertical and horizontal battens
- Sill and head battens to be max. 500mm with a 6mm gap to each segment
- 18mm single castellated battens are available from Nu Wall for all vertical applications to wall junctions and jambs
- Proprietary Nu-Wall Alibat is available as an alternative when a structural non-combustable cavity batten is required



Nu-Wall cladding horizontal on cavity

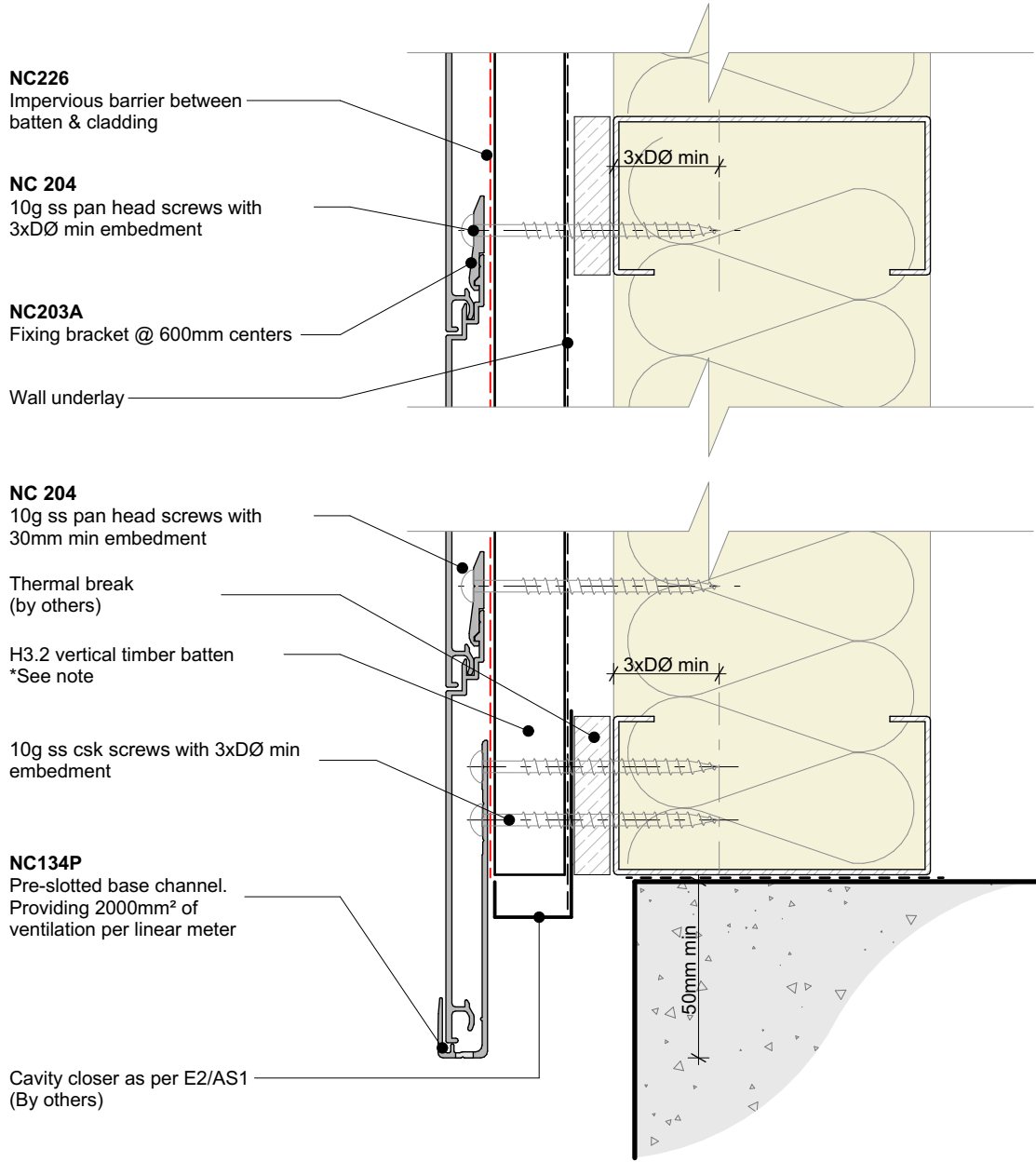
Typical installation - Timber cavity batten to timber frame

© 2021 copyright in this document is the property of Nu-Wall Aluminium Cladding Limited. All rights reserved. Nu-Wall is a registered trademark of Aluminium Product Brands NZ Limited

NW-HOC-002.02

Drawn by: Nu-Wall Date: 02/07/2025

Checked by: RL, GT Scale: 1:2 @ A4



Cavity batten note:

- 20mm single castellated timber battens required for all Nu-Wall installations.
- Batten to have 15° slope for moisture egress
- Allow 6mm gap between vertical and horizontal battens
- Sill and head battens to be max. 500mm with a 6mm gap to each segment
- 18mm single castellated battens are available from Nu Wall for all vertical applications to wall junctions and jambs
- Proprietary Nu-Wall Alibat is available as an alternative when a structural non-combustable cavity batten is required

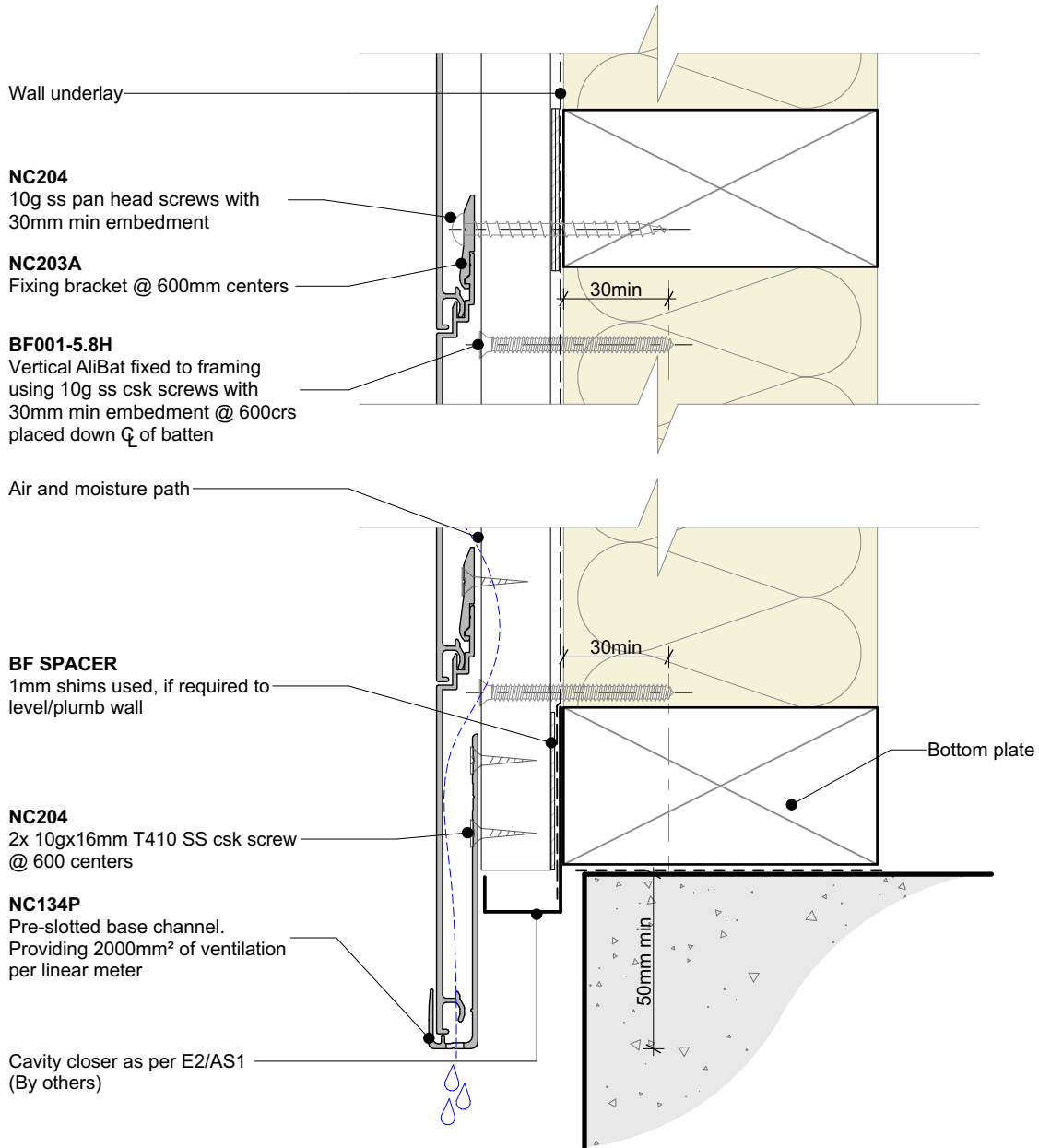


Nu-Wall cladding horizontal on cavity
Typical installation - Timber cavity batten to steel frame

NW-HOC-003.02

Drawn by: Nu-Wall	Date: 02/07/2025
Checked by: RL, GT	Scale: 1:2 @ A4

© 2021 copyright in this document is the property of Nu-Wall Aluminium Cladding Limited. All rights reserved. Nu-Wall is a registered trademark of Aluminium Product Brands NZ Limited



Cavity batten note:

- 20mm single castellated timber battens required for all Nu-Wall installations.
- Batten to have 15° slope for moisture egress
- Allow 6mm gap between vertical and horizontal battens
- Sill and head battens to be max. 500mm with a 6mm gap to each segment
- 18mm single castellated battens are available from Nu Wall for all vertical applications to wall junctions and jambs
- Proprietary Nu-Wall Alibat is available as an alternative when a structural non-combustable cavity batten is required

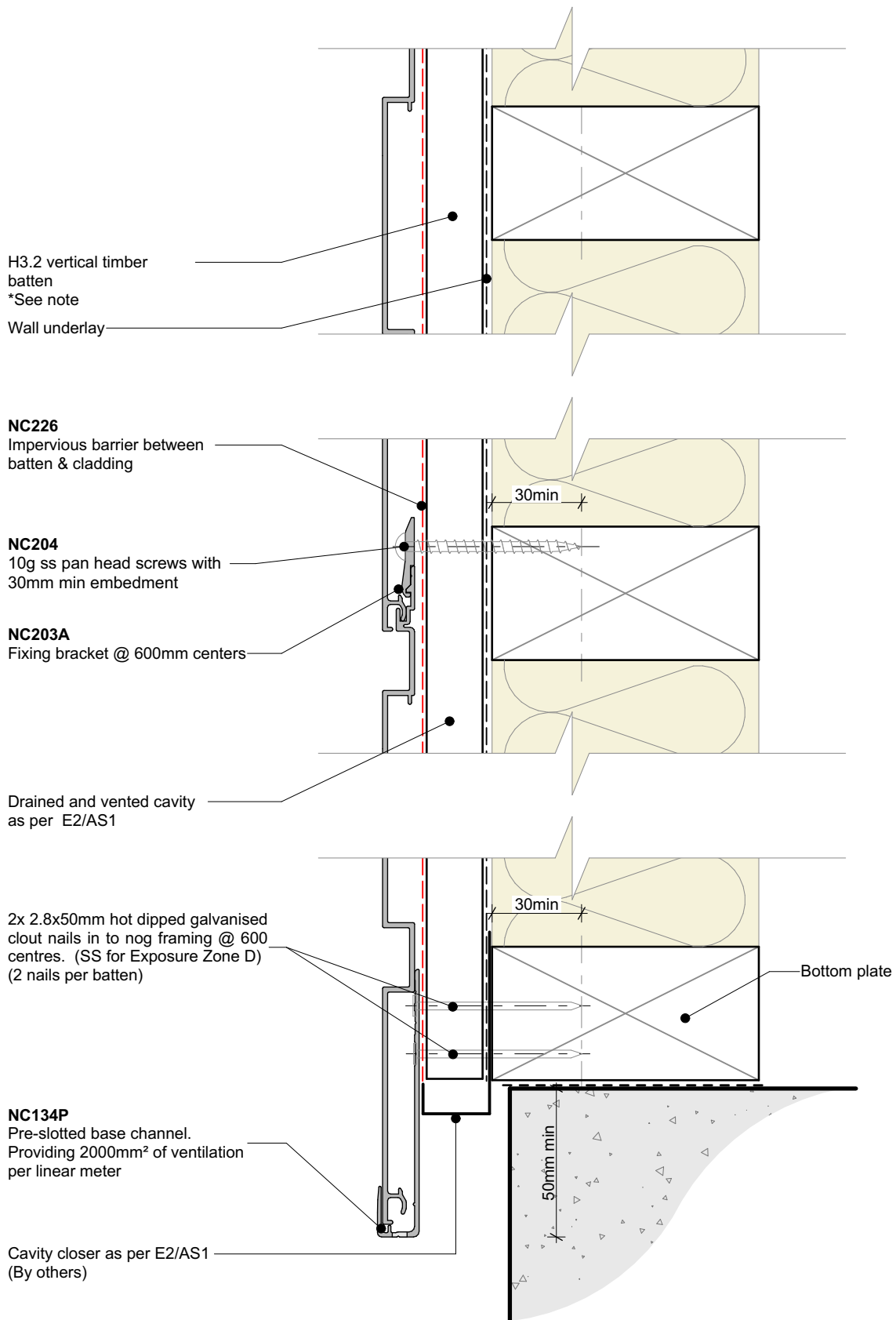


Nu-Wall cladding horizontal on cavity
Typical installation - Alibat to timber frame

NW-HOC-004.02

Drawn by: Nu-Wall	Date: 02/07/2025
Checked by: RL, GT	Scale: 1:2 @ A4

© 2021 copyright in this document is the property of Nu-Wall Aluminium Cladding Limited. All rights reserved. Nu-Wall is a registered trademark of Aluminium Product Brands NZ Limited



Cavity batten note:

- 20mm single castellated timber battens required for all Nu-Wall installations.
- Batten to have 15° slope for moisture egress
- Allow 6mm gap between vertical and horizontal battens
- Sill and head battens to be max. 500mm with a 6mm gap to each segment
- 18mm single castellated battens are available from Nu Wall for all vertical applications to wall junctions and jambs
- Proprietary Nu-Wall Alibat is available as an alternative when a structural non-combustable cavity batten is required

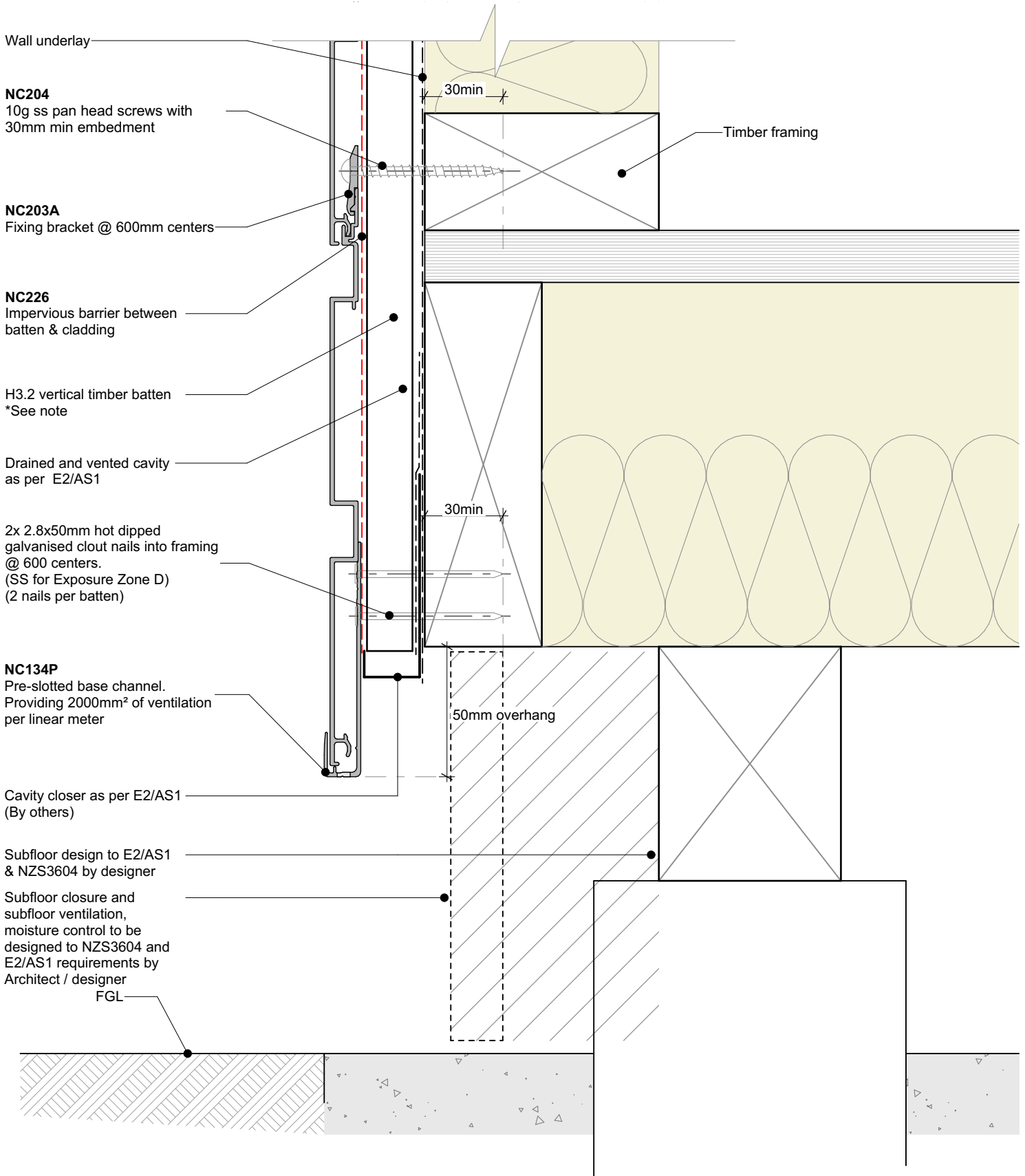


Nu-Wall cladding horizontal on cavity
Typical base channel fixing

NW-HOC-005.02

Drawn by: Nu-Wall	Date: 02/07/2025
Checked by: RL, GT	Scale: 1:2 @ A4

© 2021 copyright in this document is the property of Nu-Wall Aluminium Cladding Limited. All rights reserved. Nu-Wall is a registered trademark of Aluminium Product Brands NZ Limited



Cavity batten note:

- 20mm single castellated timber battens required for all Nu-Wall installations.
- Battens to have 15° slope for moisture egress
- Allow 6mm gap between vertical and horizontal battens
- Sill and head battens to be max. 500mm with a 6mm gap to each segment
- 18mm single castellated battens are available from Nu Wall for all vertical applications to wall junctions and jambs
- Proprietary Nu-Wall Alibat is available as an alternative when a structural non-combustable cavity batten is required



**Nu-Wall cladding horizontal on cavity
Typical base channel over timber floor**

NW-HOC-006.02

Drawn by: Nu-Wall	Date: 02/07/2025
Checked by: RL, GT	Scale: 1:2 @ A4

© 2021 copyright in this document is the property of Nu-Wall Aluminium Cladding Limited. All rights reserved. Nu-Wall is a registered trademark of Aluminium Product Brands NZ Limited

NC204
10g ss pan head screws with
30mm min embedment

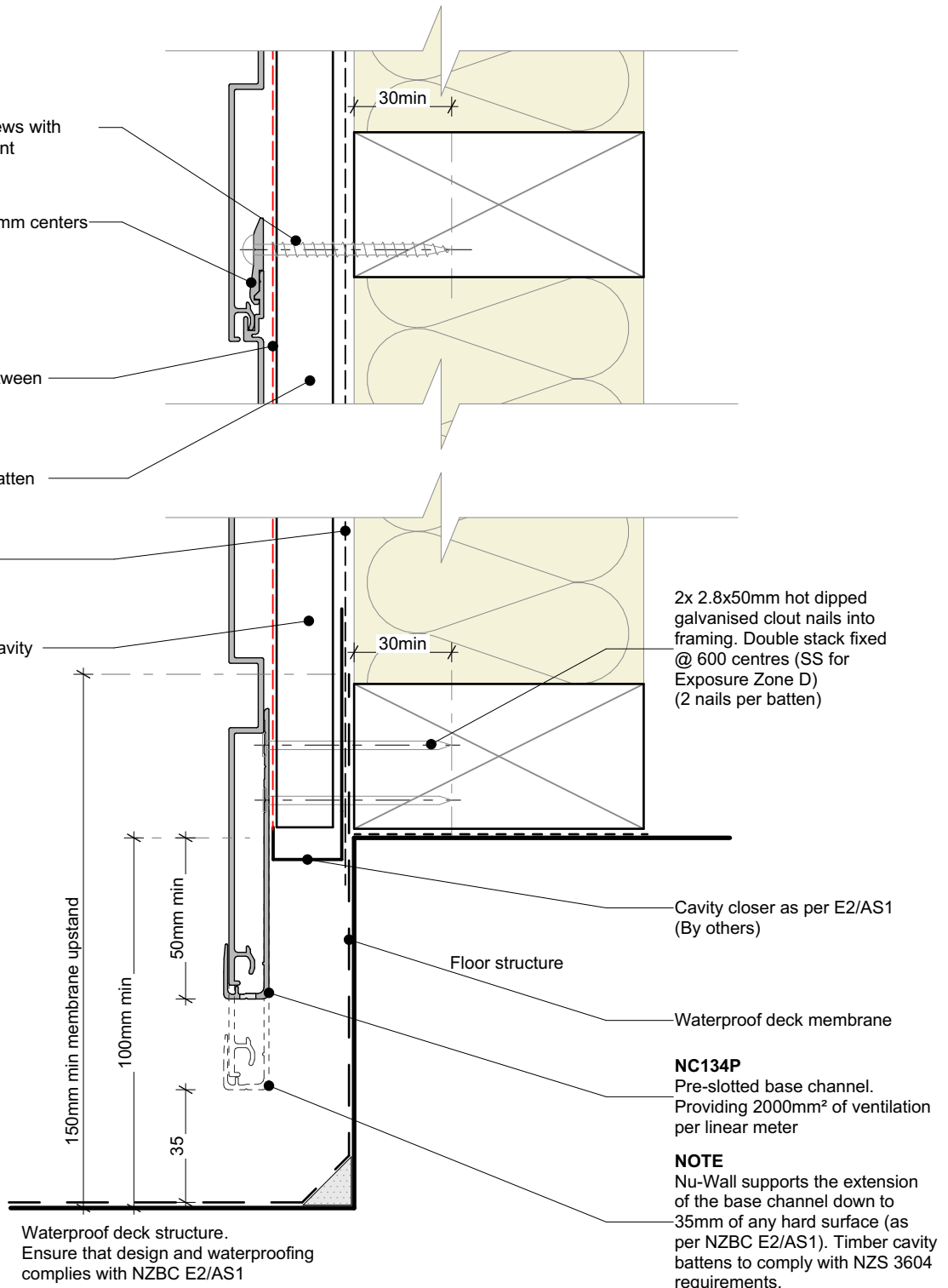
NC203A
Fixing bracket @ 600mm centers

NC226
Impervious barrier between
batten & cladding

H3.2 vertical timber batten
*See note

Wall underlay

Drained and vented cavity
as per E2/AS1



2x 2.8x50mm hot dipped galvanised clout nails into framing. Double stack fixed @ 600 centres (SS for Exposure Zone D) (2 nails per batten)

Cavity closer as per E2/AS1 (By others)

Floor structure

Waterproof deck membrane

NC134P
Pre-slotted base channel.
Providing 2000mm² of ventilation
per linear meter

NOTE
Nu-Wall supports the extension
of the base channel down to
35mm of any hard surface (as
per NZBC E2/AS1). Timber cavity
battens to comply with NZS 3604
requirements.

Waterproof deck structure.
Ensure that design and waterproofing
complies with NZBC E2/AS1

Cavity batten note:

- 20mm single castellated timber battens required for all Nu-Wall installations.
- Battens to have 15° slope for moisture egress
- Allow 6mm gap between vertical and horizontal battens
- Sill and head battens to be max. 500mm with a 6mm gap to each segment
- 18mm single castellated battens are available from Nu Wall for all vertical applications to wall junctions and jambs
- Proprietary Nu-Wall Alibat is available as an alternative when a structural non-combustable cavity batten is required



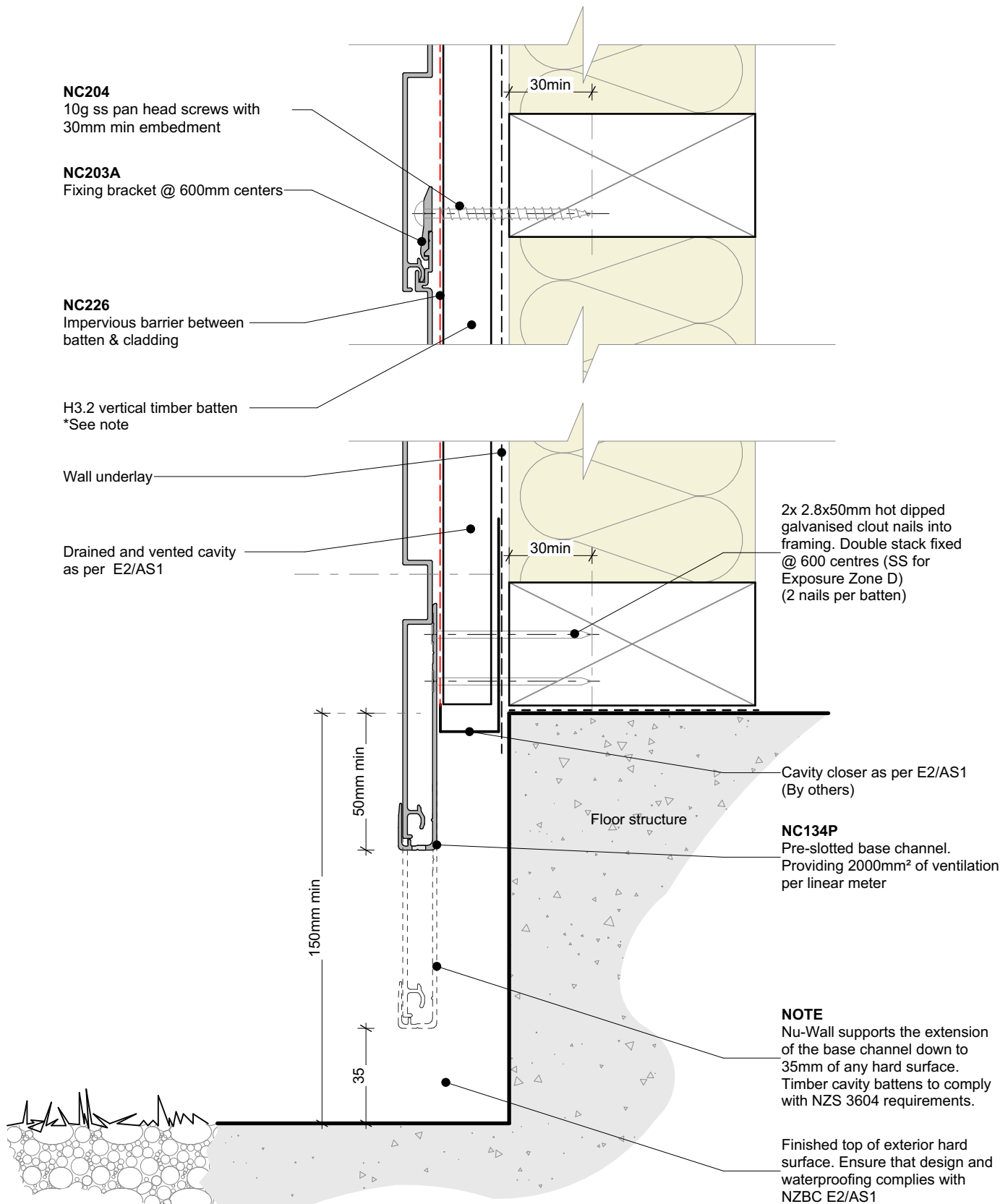
Nu-Wall cladding horizontal on cavity
Typical base channel over waterproof deck

NW-HOC-007.02

Drawn by: Nu-Wall Date: 02/07/2025

Checked by: RL, GT Scale: 1:2 @ A4

© 2021 copyright in this document is the property of Nu-Wall Aluminium Cladding Limited. All rights reserved. Nu-Wall is a registered trademark of Aluminium Product Brands NZ Limited



Cavity batten note:

- 20mm single castellated timber battens required for all Nu-Wall installations.
- Batten to have 15° slope for moisture egress
- Allow 6mm gap between vertical and horizontal battens
- Sill and head battens to be max. 500mm with a 6mm gap to each segment
- 18mm single castellated battens are available from Nu Wall for all vertical applications to wall junctions and jambs
- Proprietary Nu-Wall Alibat is available as an alternative when a structural non-combustable cavity batten is required



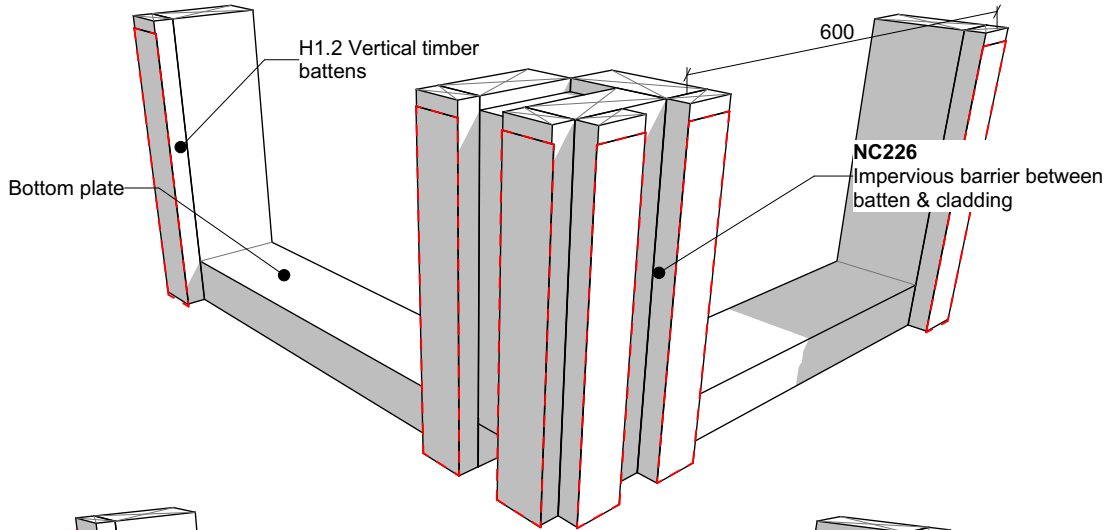
Nu-Wall cladding horizontal on cavity
Typical base channel over concrete slab

NW-HOC-007b.02

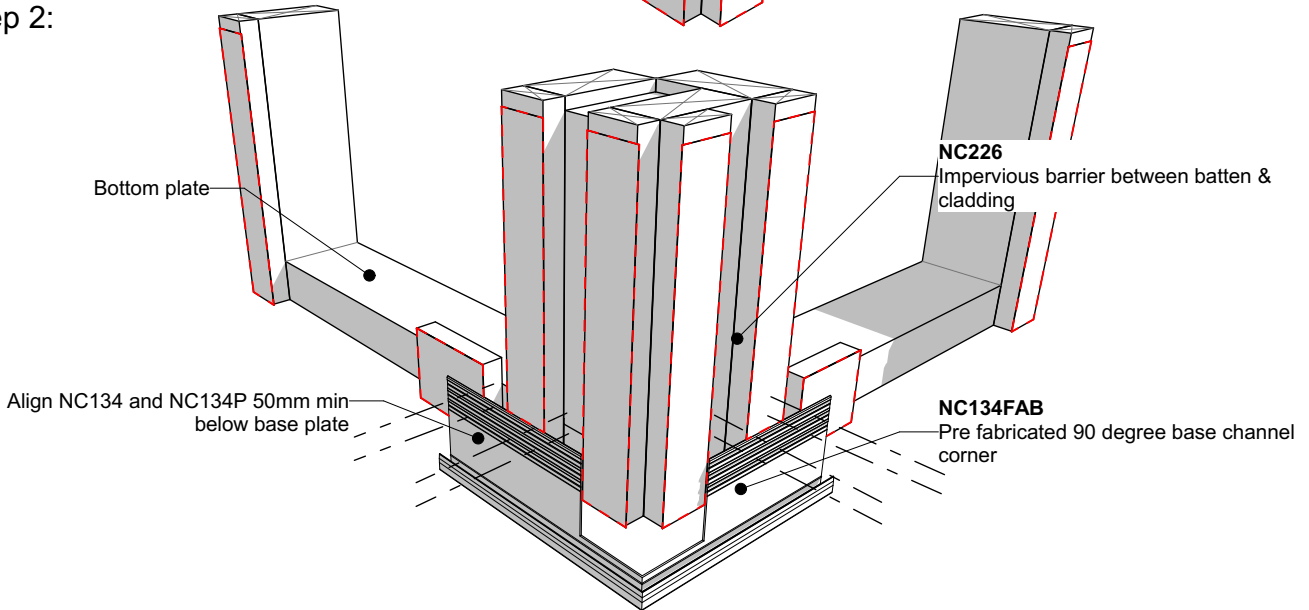
Drawn by: Nu-Wall	Date: 02/07/2025
Checked by: RL, GT	Scale: 1:2 @ A4

© 2021 copyright in this document is the property of Nu-Wall Aluminium Cladding Limited. All rights reserved. Nu-Wall is a registered trademark of Aluminium Product Brands NZ Limited

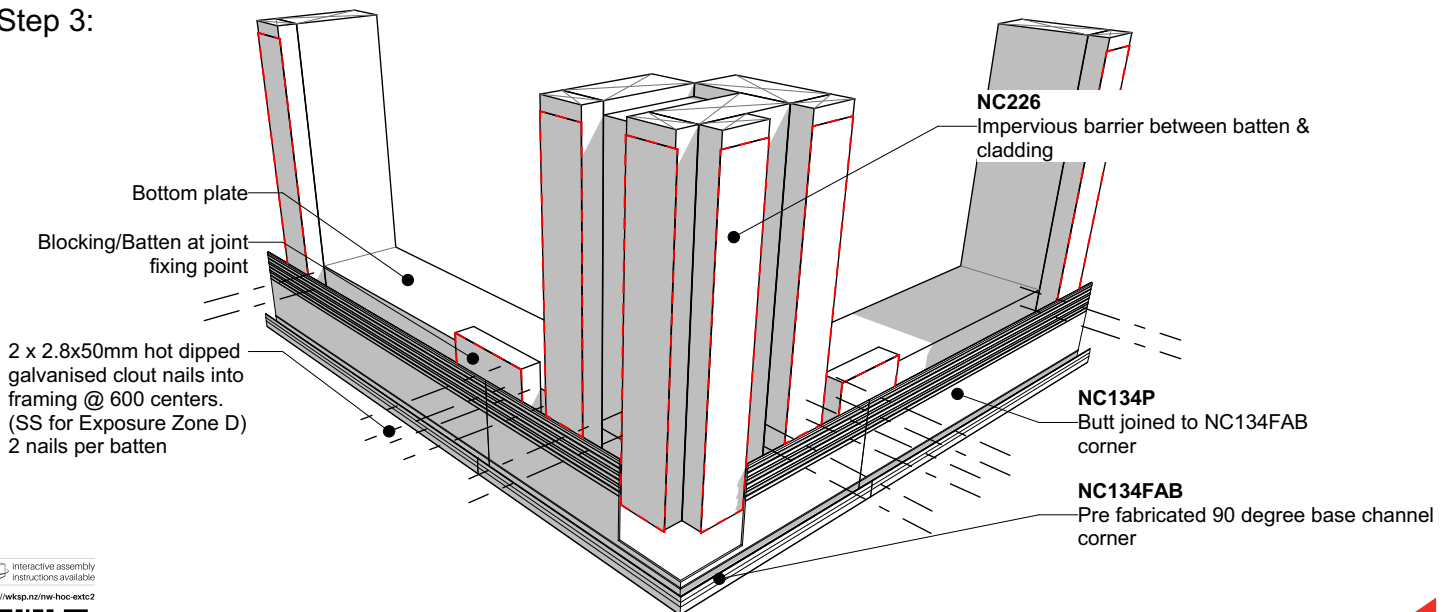
Step 1:



Step 2:



Step 3:



Interactive assembly instructions available

<http://wvsp.nz/nw-hoc-extc2>



Get WORKINGSPEC from Apple App Store/Google Play



BRANZ Appraised
Appraisal No. 550

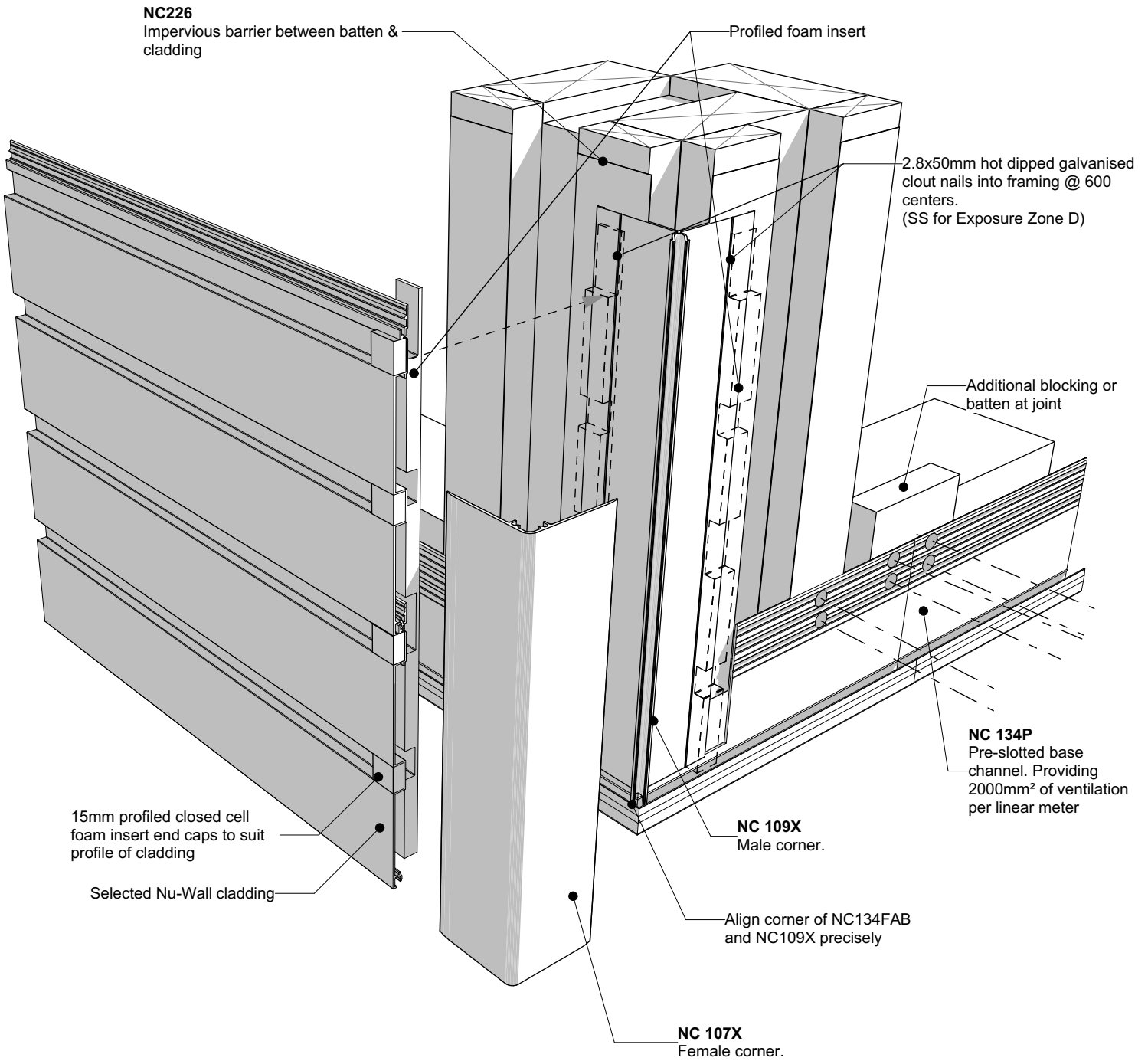
Nu-Wall cladding horizontal on cavity
Pre-Fabricated 90 deg base channel corner

NW-HOC-008.02

Drawn by: Nu-Wall Date: 02/07/2025

Checked by: RL, GT Scale: NTS

© 2021 copyright in this document is the property of Nu-Wall Aluminium Cladding Limited. All rights reserved. Nu-Wall is a registered trademark of Aluminium Product Brands NZ Limited



Interactive assembly instructions available

<http://wksp.nz/nw-hoc-extc2>



Get WORKINGSPEC from Apple App Store/Google Play



BRANZ Appraised
Appraisal No. 550

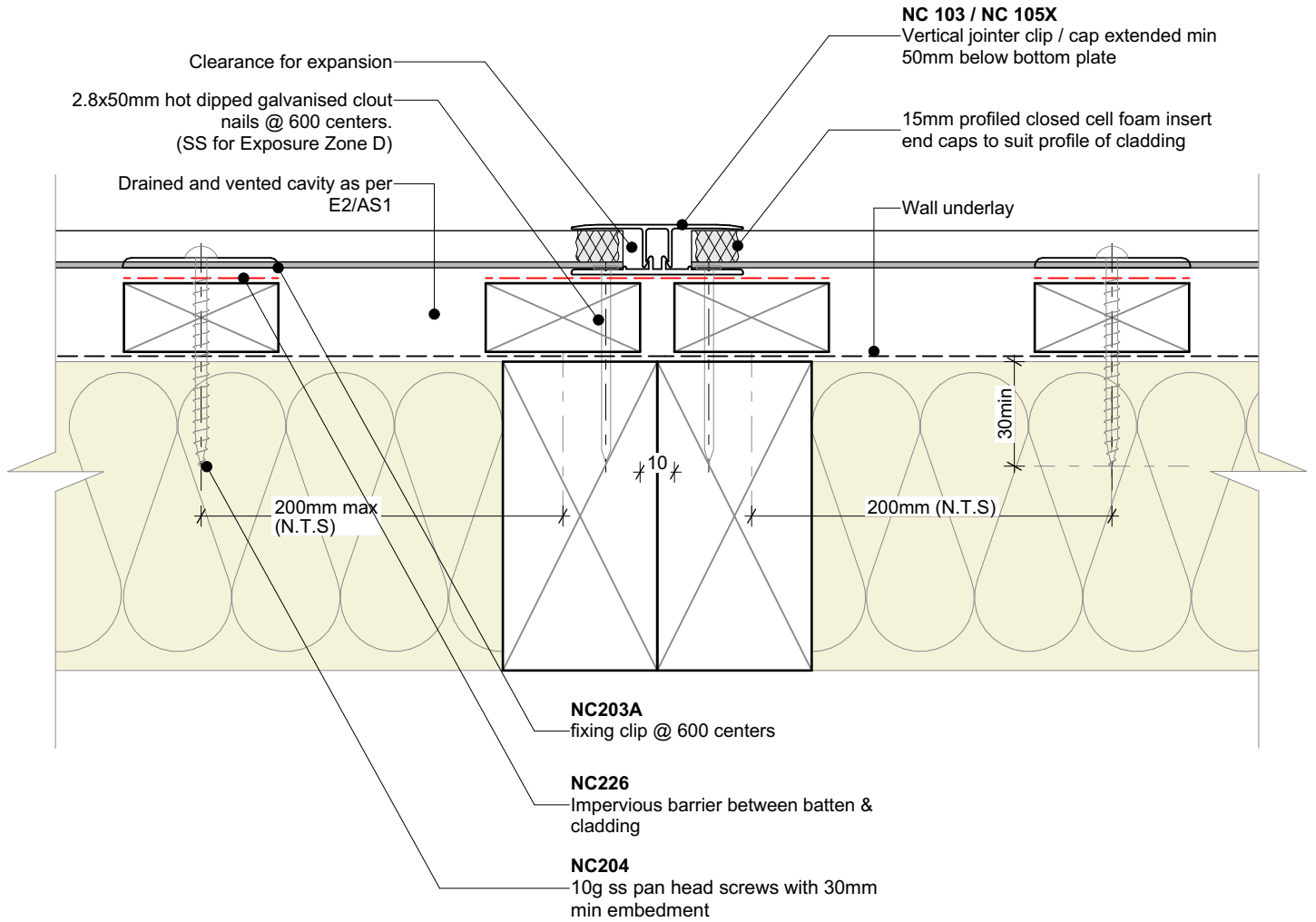


Nu-Wall cladding horizontal on cavity
Typical corner NC107X and NC109X assembly

NW-HOC-009.02

Drawn by: Nu-Wall	Date: 02/07/2025
Checked by: RL, GT	Scale: NTS

© 2021 copyright in this document is the property of Nu-Wall Aluminium Cladding Limited. All rights reserved. Nu-Wall is a registered trademark of Aluminium Product Brands NZ Limited



Cavity batten note:

- 20mm single castellated timber battens required for all Nu-Wall installations.
- Batten to have 15° slope for moisture egress
- Allow 6mm gap between vertical and horizontal battens
- Sill and head battens to be max. 500mm with a 6mm gap to each segment
- 18mm single castellated battens are available from Nu Wall for all vertical applications to wall junctions and jambs
- Proprietary Nu-Wall Alibat is available as an alternative when a structural non-combustable cavity batten is required

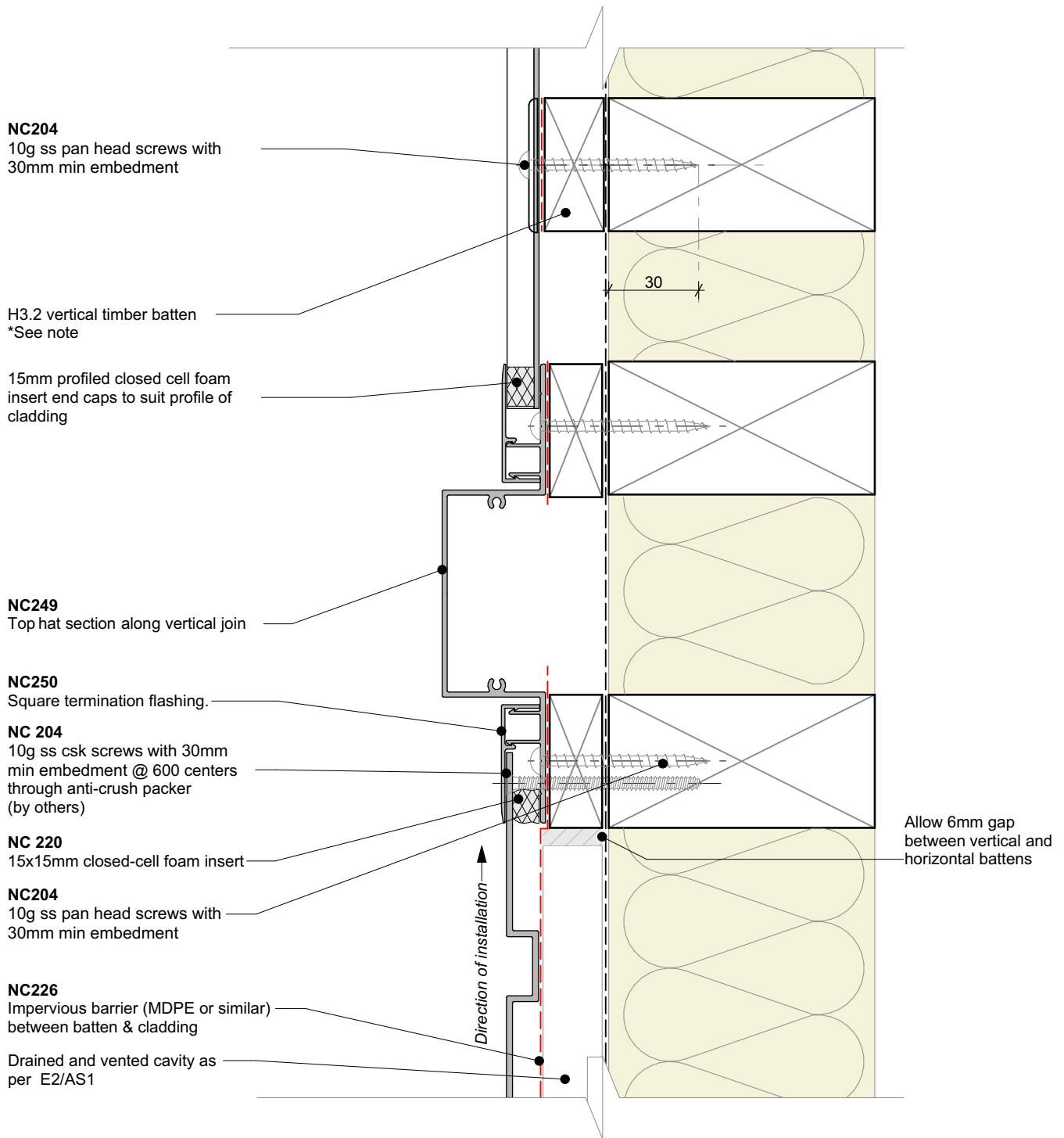


Nu-Wall cladding horizontal on cavity
Drained & Vented Cavity Vertical Joint

NW-HOC-010.02

Drawn by: Nu-Wall	Date: 02/07/2025
Checked by: RL, GT	Scale: 1:2 @ A4

© 2021 copyright in this document is the property of Nu-Wall Aluminium Cladding Limited. All rights reserved. Nu-Wall is a registered trademark of Aluminium Product Brands NZ Limited



Cavity batten note:

- 20mm single castellated timber battens required for all Nu-Wall installations.
- Batten to have 15° slope for moisture egress
- Allow 6mm gap between vertical and horizontal battens
- Sill and head battens to be max. 500mm with a 6mm gap to each segment
- 18mm single castellated battens are available from Nu Wall for all vertical applications to wall junctions and jambs
- Proprietary Nu-Wall Alibat is available as an alternative when a structural non-combustable cavity batten is required

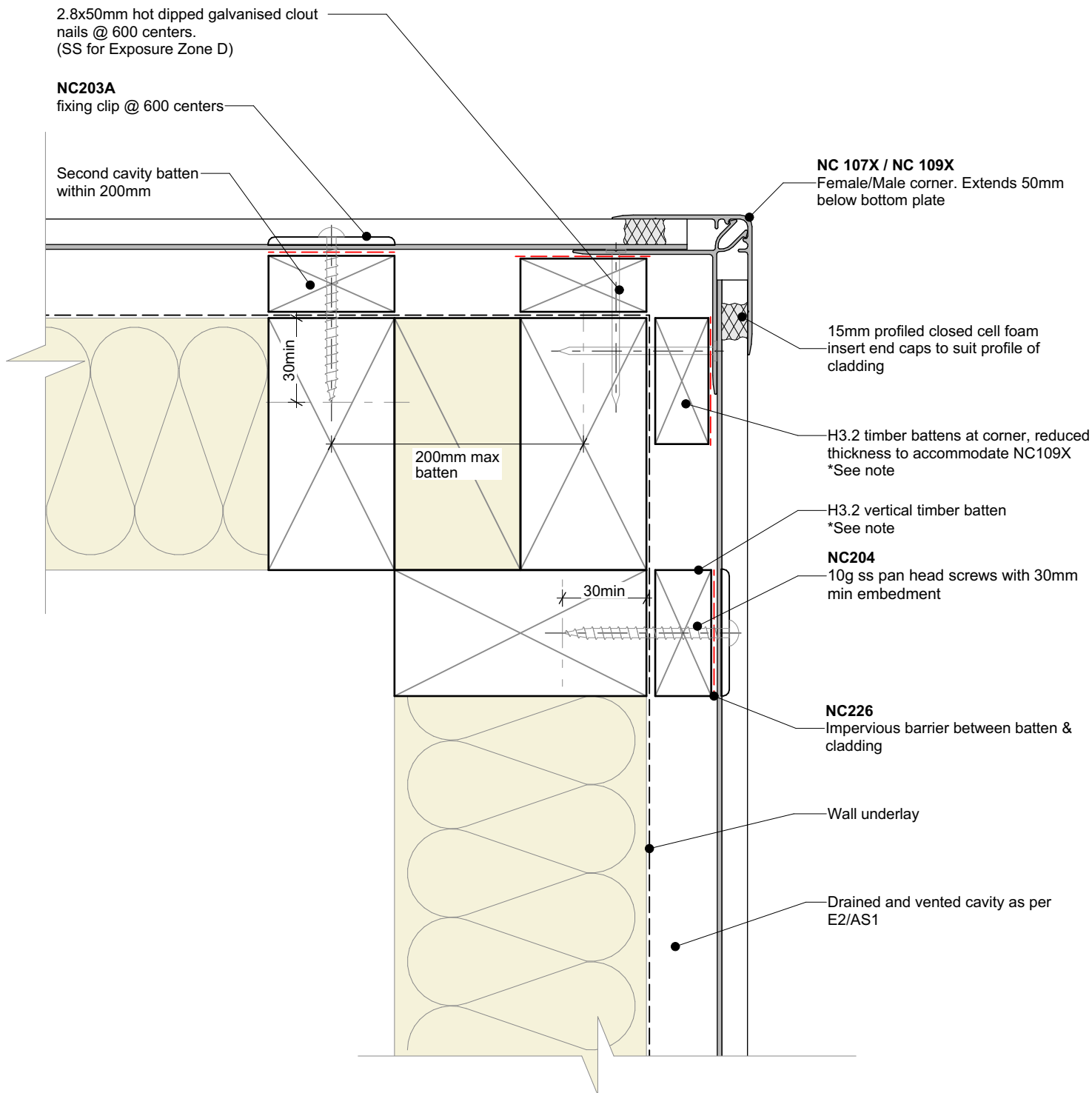


Nu-Wall cladding horizontal on cavity
Vertical Join - Mixed cladding

NW-HOC-010b.02

Drawn by: Nu-Wall	Date: 02/07/2025
Checked by: RL, GT	Scale: 1:2 @ A4

© 2021 copyright in this document is the property of Nu-Wall Aluminium Cladding Limited. All rights reserved. Nu-Wall is a registered trademark of Aluminium Product Brands NZ Limited



Cavity batten note:

- 20mm single castellated timber battens required for all Nu-Wall installations.
- Batten to have 15° slope for moisture egress
- Allow 6mm gap between vertical and horizontal battens
- Sill and head battens to be max. 500mm with a 6mm gap to each segment
- 18mm single castellated battens are available from Nu Wall for all vertical applications to wall junctions and jambs
- Proprietary Nu-Wall Alibat is available as an alternative when a structural non-combustable cavity batten is required



**Nu-Wall cladding horizontal on cavity
Typical external 90 deg corner**

NW-HOC-011.02

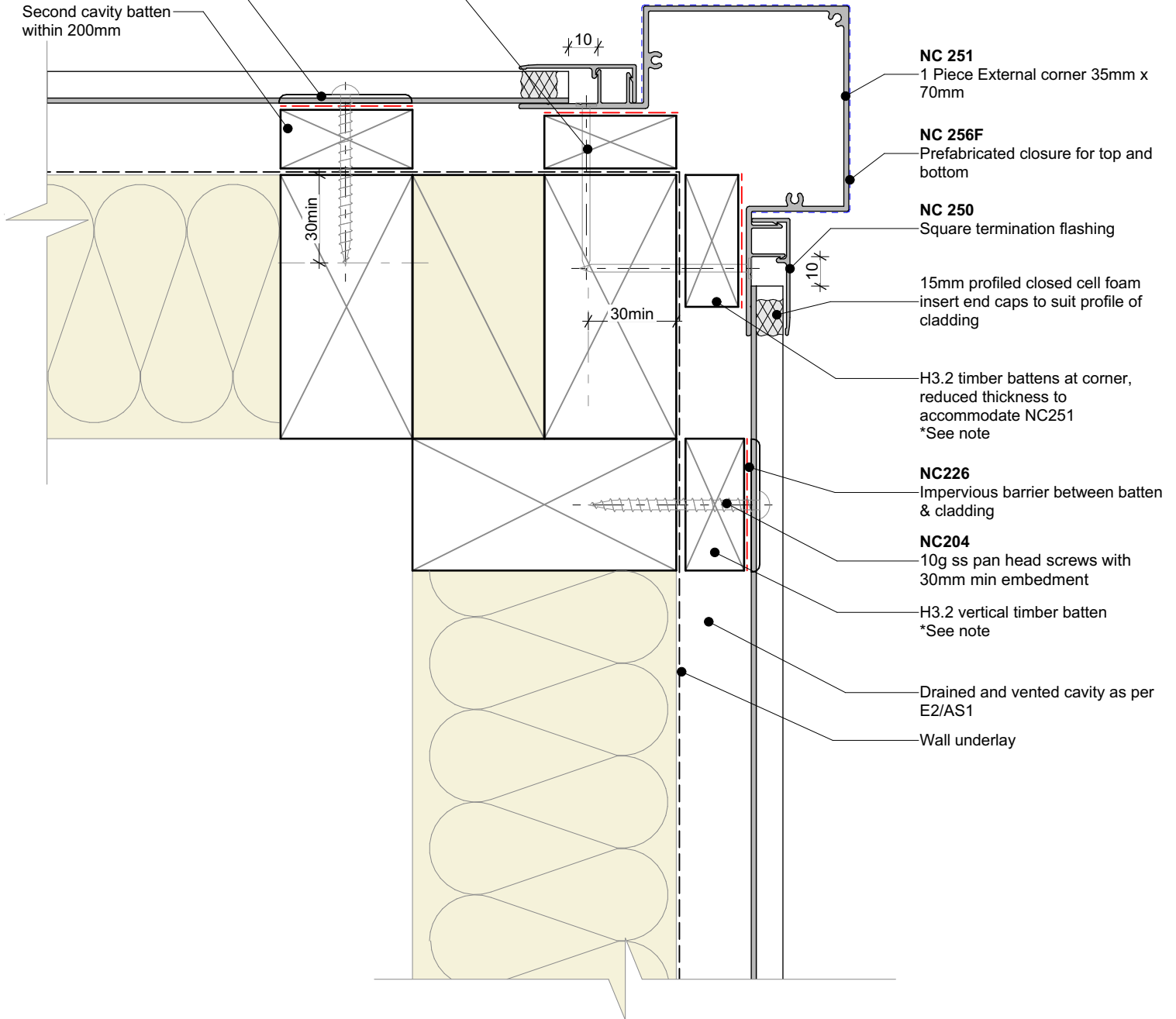
© 2021 copyright in this document is the property of Nu-Wall Aluminium Cladding Limited. All rights reserved. Nu-Wall is a registered trademark of Aluminium Product Brands NZ Limited

Drawn by: Nu-Wall	Date: 02/07/2025
Checked by: RL, GT	Scale: 1:2 @ A4

2.8x50mm hot dipped galvanised clout nails @ 600 centers.
(SS for Exposure Zone D)

NC203A
fixing clip @ 600 centers

Second cavity batten within 200mm



Cavity batten note:

- 20mm single castellated timber battens required for all Nu-Wall installations.
- Batten to have 15° slope for moisture egress
- Allow 6mm gap between vertical and horizontal battens
- Sill and head battens to be max. 500mm with a 6mm gap to each segment
- 18mm single castellated battens are available from Nu Wall for all vertical applications to wall junctions and jambs
- Proprietary Nu-Wall Alibat is available as an alternative when a structural non-combustable cavity batten is required



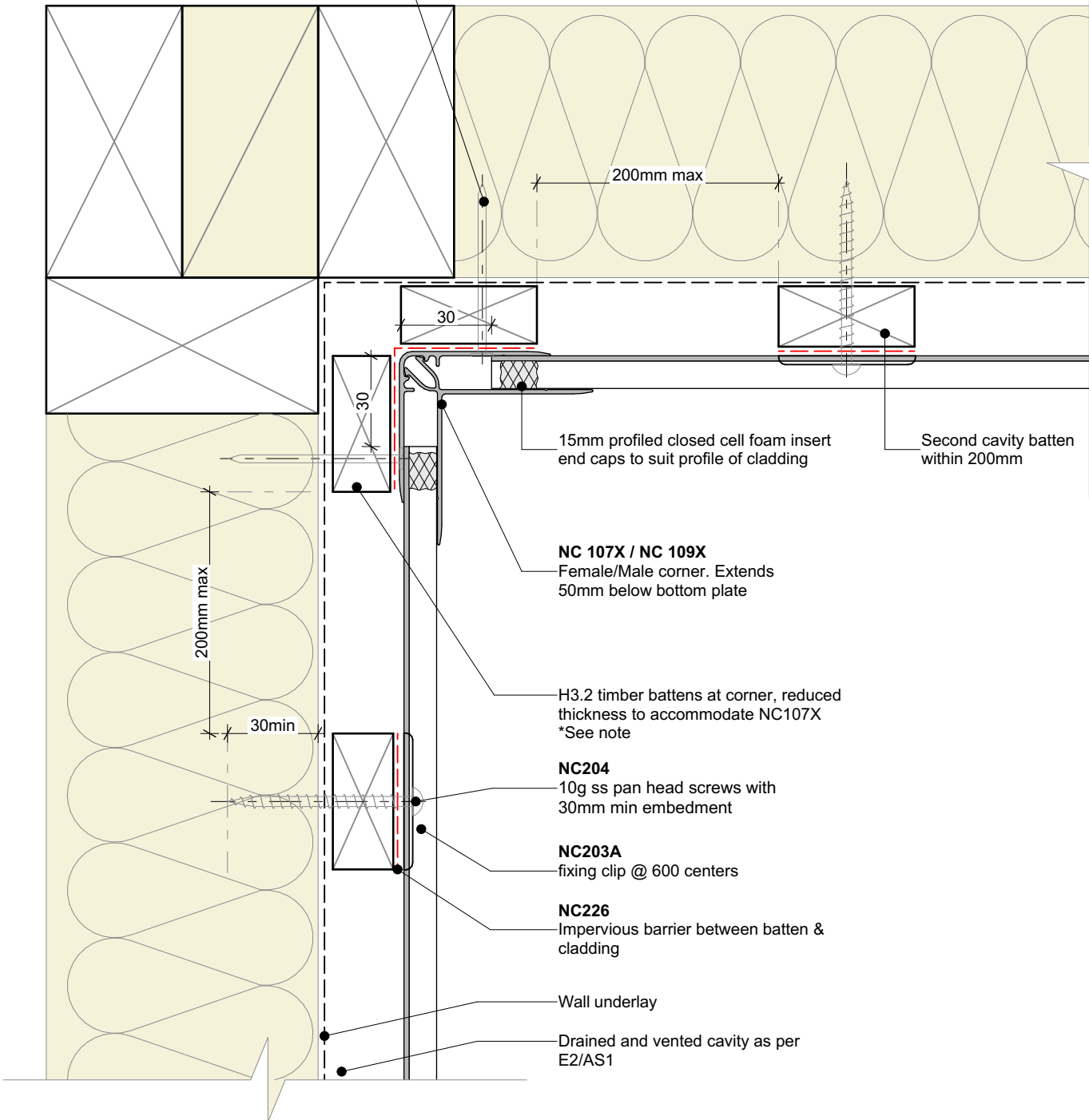
Nu-Wall cladding horizontal on cavity
External 90 deg corner using NC251 box assembly

NW-HOC-012.02

Drawn by: Nu-Wall	Date: 02/07/2025
Checked by: RL, GT	Scale: 1:2 @ A4

© 2021 copyright in this document is the property of Nu-Wall Aluminium Cladding Limited. All rights reserved. Nu-Wall is a registered trademark of Aluminium Product Brands NZ Limited

2.8x50mm hot dipped galvanised clout nails @ 600 centers.
(SS for Exposure Zone D)



Cavity batten note:

- 20mm single castellated timber battens required for all Nu-Wall installations.
- Batten to have 15° slope for moisture egress
- Allow 6mm gap between vertical and horizontal battens
- Sill and head battens to be max. 500mm with a 6mm gap to each segment
- 18mm single castellated battens are available from Nu Wall for all vertical applications to wall junctions and jambs
- Proprietary Nu-Wall Alibat is available as an alternative when a structural non-combustable cavity batten is required

Interactive assembly instructions available

<http://wks.nz/nw-hoc-intc>



Get WORKINGSPEC from Apple App Store/Google Play

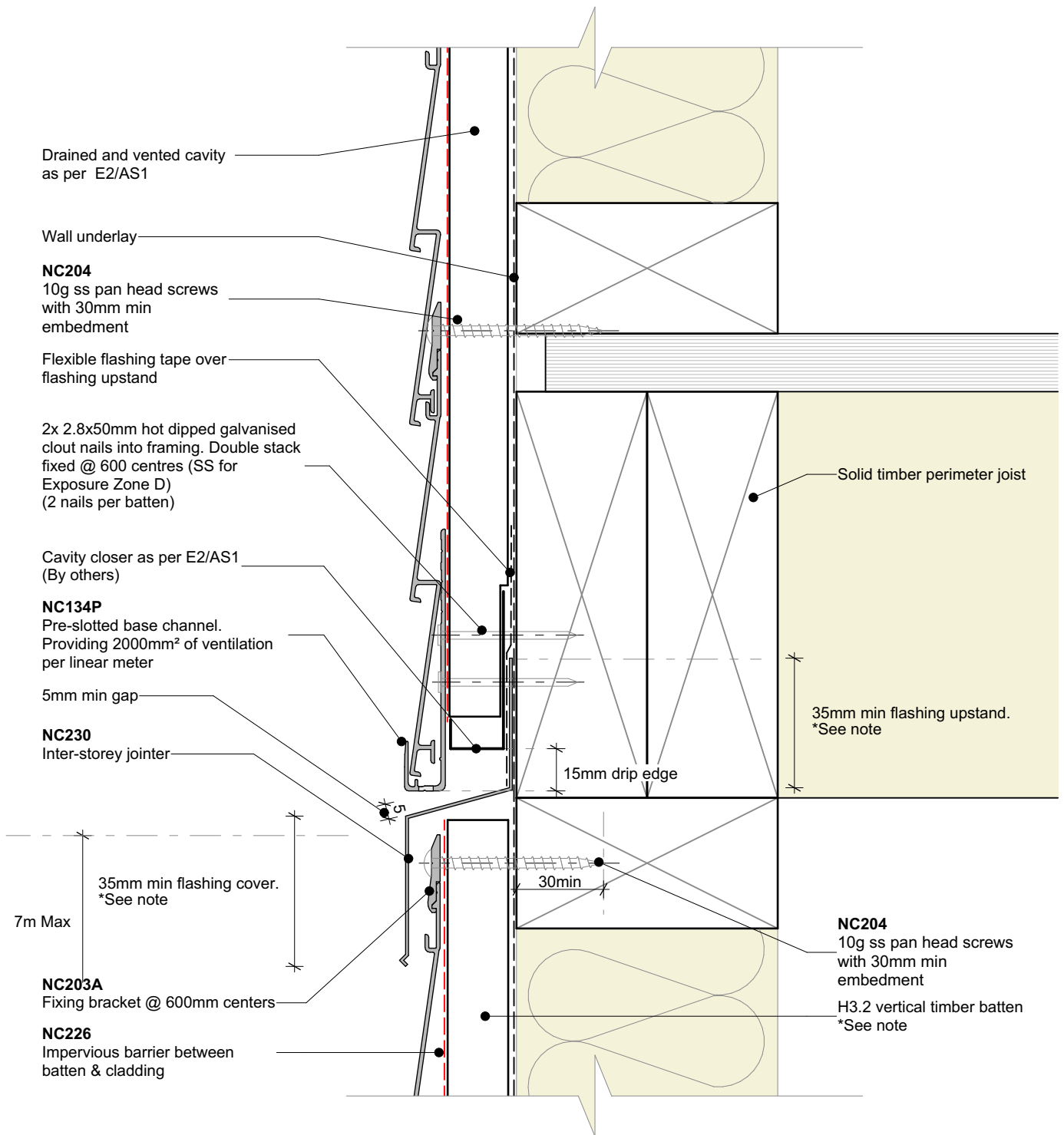


Nu-Wall cladding horizontal on cavity
Internal 90 deg corner using NC107X and NC109X

NW-HOC-013.02

Drawn by: Nu-Wall	Date: 02/07/2025
Checked by: RL, GT	Scale: 1:2 @ A4

© 2021 copyright in this document is the property of Nu-Wall Aluminium Cladding Limited. All rights reserved. Nu-Wall is a registered trademark of Aluminium Product Brands NZ Limited



General note:

- This detail is to be used to limit continuous cavities to the lesser of two storeys or 7meters. Refer E2/AS1 Table 7 for flashing cover requirements

Inter storey flashing note:

- Nu-Wall offers pre-fabricated internal, external and stop-end sections. Contact Nu-Wall for assistance

Cavity batten note:

- 20mm single castellated timber battens required for all Nu-Wall installations.
- Batten to have 15° slope for moisture egress
- Allow 6mm gap between vertical and horizontal battens
- Sill and head battens to be max. 500mm with a 6mm gap to each segment
- 18mm single castellated battens are available from Nu Wall for all vertical applications to wall junctions and jambs
- Proprietary Nu-Wall Alibat is available as an alternative when a structural non-combustable cavity batten is required



Nu-Wall cladding horizontal on cavity
Typical inter storey or horizontal joint

NW-HOC-014.02

Drawn by: Nu-Wall	Date: 02/07/2025
Checked by: RL, GT	Scale: 1:2 @ A4

© 2021 copyright in this document is the property of Nu-Wall Aluminium Cladding Limited. All rights reserved. Nu-Wall is a registered trademark of Aluminium Product Brands NZ Limited

NC227
Plastic soaker flashing behind jamb.
Flashing base extends down in to
channel of immediate board below
sill

See notes for correct setting
out position of windows

8 - 10mm cover

NC246
Neoprene sealant tape

NC248
Jamb flashing cap

NC247
Jamb flashing base.

Drainage slot to allow for
any moisture egress from
soaker flashing

NC226
Impervious barrier between
batten & cladding

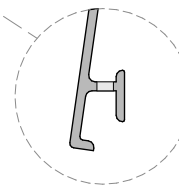
Wall underlay

Drained and vented cavity as
per E2/AS1

Aluminium window support bar

H3.2 vertical timber batten. Notched as
required at sill support bar.
*See note

NC204
10g ss pan head screws with 30mm
min embedment



Drill 3mm holes to
allow moisture and
ventilation

General note:

- Cladding fixings omitted for clarity

Window setting out notes:

- 17-18mm for hollow fin windows
- 18-20mm for solid fin windows

Cavity batten note:

- 20mm single castellated timber battens required for all Nu-Wall installations.
- Batten to have 15° slope for moisture egress
- Allow 6mm gap between vertical and horizontal battens
- Sill and head battens to be max. 500mm with a 6mm gap to each segment
- 18mm single castellated battens are available from Nu Wall for all vertical applications to wall junctions and jambs
- Proprietary Nu-Wall Alibat is available as an alternative when a structural non-combustable cavity batten is required

Interactive assembly
instructions available

<http://wksp.nz/nw-hoc-win>



Get WORKINGSPEC from
Apple App Store/Google Play



BRANZ Appraised
Appraisal No. 550

Nu-Wall cladding horizontal on cavity

Typical sill section - NC247 and NC248 assembly

NW-HOC-015.02

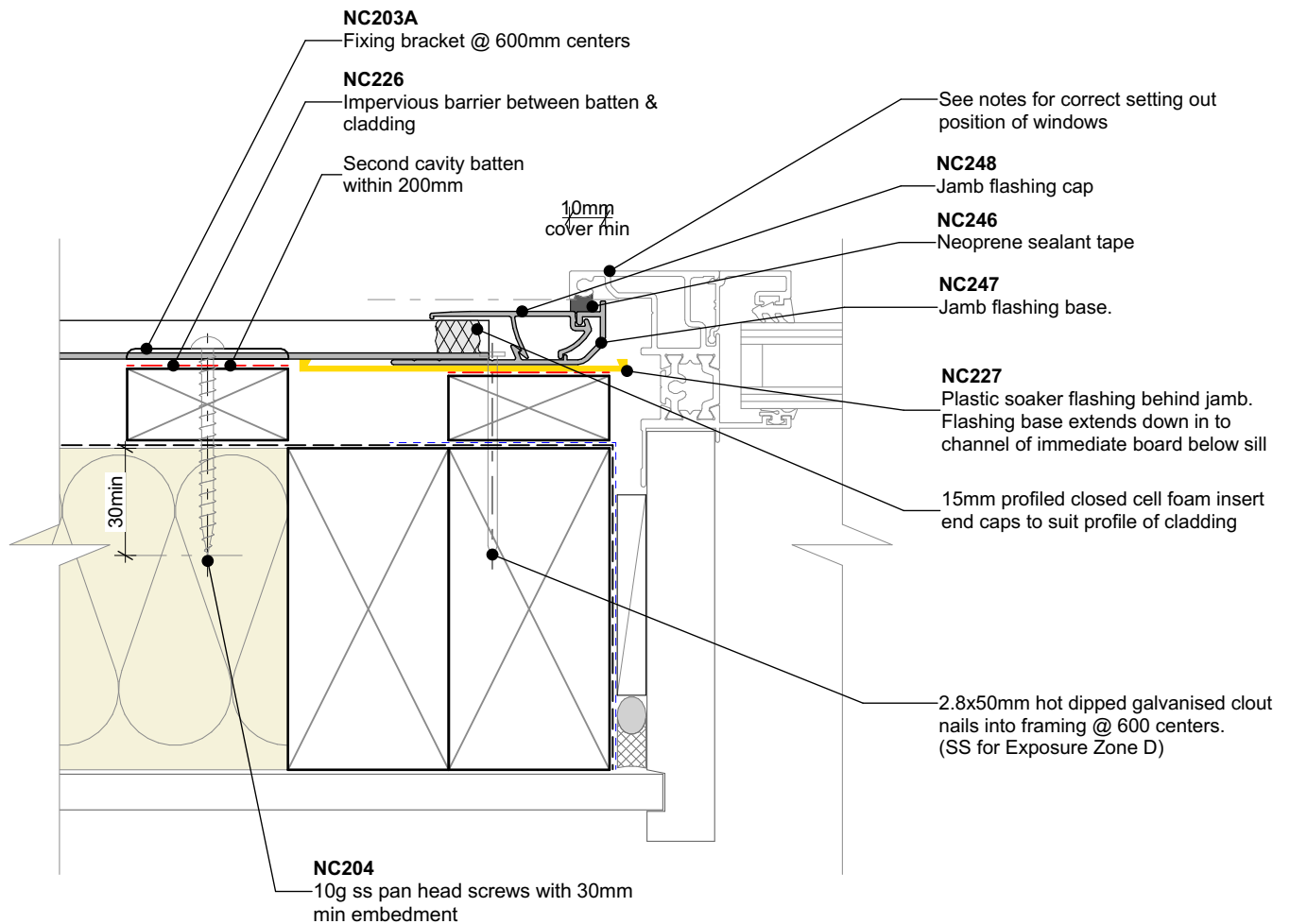
Drawn by: Nu-Wall

Date: 02/07/2025

Checked by: RL, GT

Scale: 1:2 @ A4

© 2021 copyright in this document is the property of Nu-Wall Aluminium Cladding Limited. All rights reserved. Nu-Wall is a registered trademark of Aluminium Product Brands NZ Limited



General note:

- Cladding fixings omitted for clarity

Window setting out notes:

- 17-18mm for hollow fin windows
- 18-20mm for solid fin windows

Cavity batten note:


- 20mm single castellated timber battens required for all Nu-Wall installations.
- Batten to have 15° slope for moisture egress
- Allow 6mm gap between vertical and horizontal battens
- Sill and head battens to be max. 500mm with a 6mm gap to each segment
- 18mm single castellated battens are available from Nu Wall for all vertical applications to wall junctions and jambs
- Proprietary Nu-Wall Alibat is available as an alternative when a structural non-combustable cavity batten is required

Interactive assembly instructions available
<http://wksp.nz/nw-hoc-win>



Get WORKINGSPEC from Apple App Store/Google Play



	<p>Nu-Wall cladding horizontal on cavity</p> <p>Typical jamb section - NC247 and NC248 assembly</p>		<p>NW-HOC-016.02</p>	
	<p>© 2021 copyright in this document is the property of Nu-Wall Aluminium Cladding Limited. All rights reserved. Nu-Wall is a registered trademark of Aluminium Product Brands NZ Limited</p>	<p>Drawn by: Nu-Wall</p>	<p>Date: 02/07/2025</p>	<p>Checked by: RL, GT</p>

NC203A

fixing clip @ 600 centers

Drained and vented cavity as per E2/AS1

Wall underlay folded into opening

Flexible flashing tape over flashing upstand

2.8x50mm hot dipped galvanised clout nails
in to framing @ 600 centers.
(SS for Exposure Zone D)

16mm H3.2 timber head-batten
*See note

NC226

Impervious barrier between batten & cladding

Cavity closer as per E2/AS1 (By others)

NC101

Starter strip

5mm min gap

10mm min cover

Sealant for Very High to Extra High
wind zones.

NC227

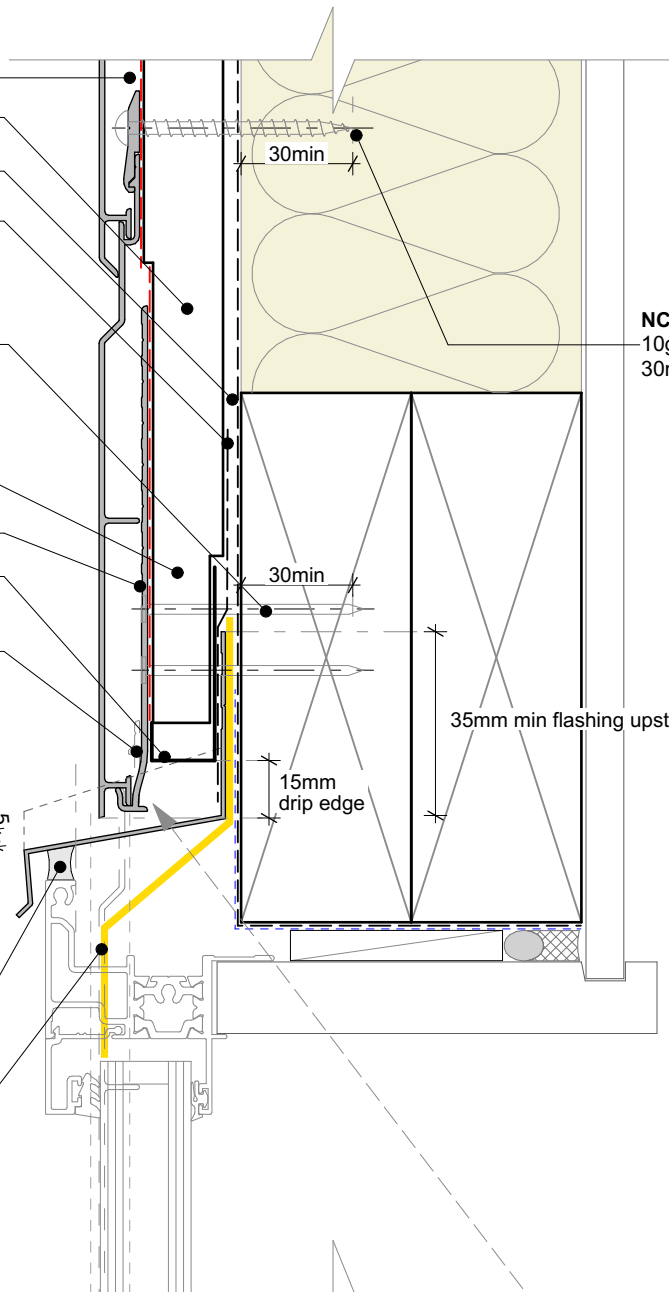
Plastic soaker flashing behind jamb.
Flashing base extends down into
channel on immediate board below

NOTE 1:

Rigid Air Barrier (RAB) also required in
Extra High wind zones. Refer to E2/AS1
(section 9.1.7.2)

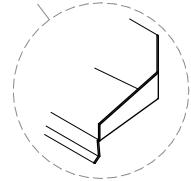
NOTE 2:

Detail depicts use of starter strip to
locate a full board. Refer to NW-HOC-
020 where a notched board occurs



NC204

10g ss pan head screws with
30mm min embedment



Stop-end tabbed up on both
sides of head flashing

General note:

- Cladding fixings omitted for clarity

Window setting out notes:

- 17-18mm for hollow fin windows
- 18-20mm for solid fin windows

Cavity batten note:

- 20mm single castellated timber battens required for all Nu-Wall installations.
- Batten to have 15° slope for moisture egress
- Allow 6mm gap between vertical and horizontal battens
- Sill and head battens to be max. 500mm with a 6mm gap to each segment
- 18mm single castellated battens are available from Nu Wall for all vertical applications to wall junctions and jambs
- Proprietary Nu-Wall Alibat is available as an alternative when a structural non-combustable cavity batten is required

Interactive assembly
instructions available
<http://wksp.nz/nw-hoc-win>



Get WORKINGSPEC from
Apple App Store/Google Play



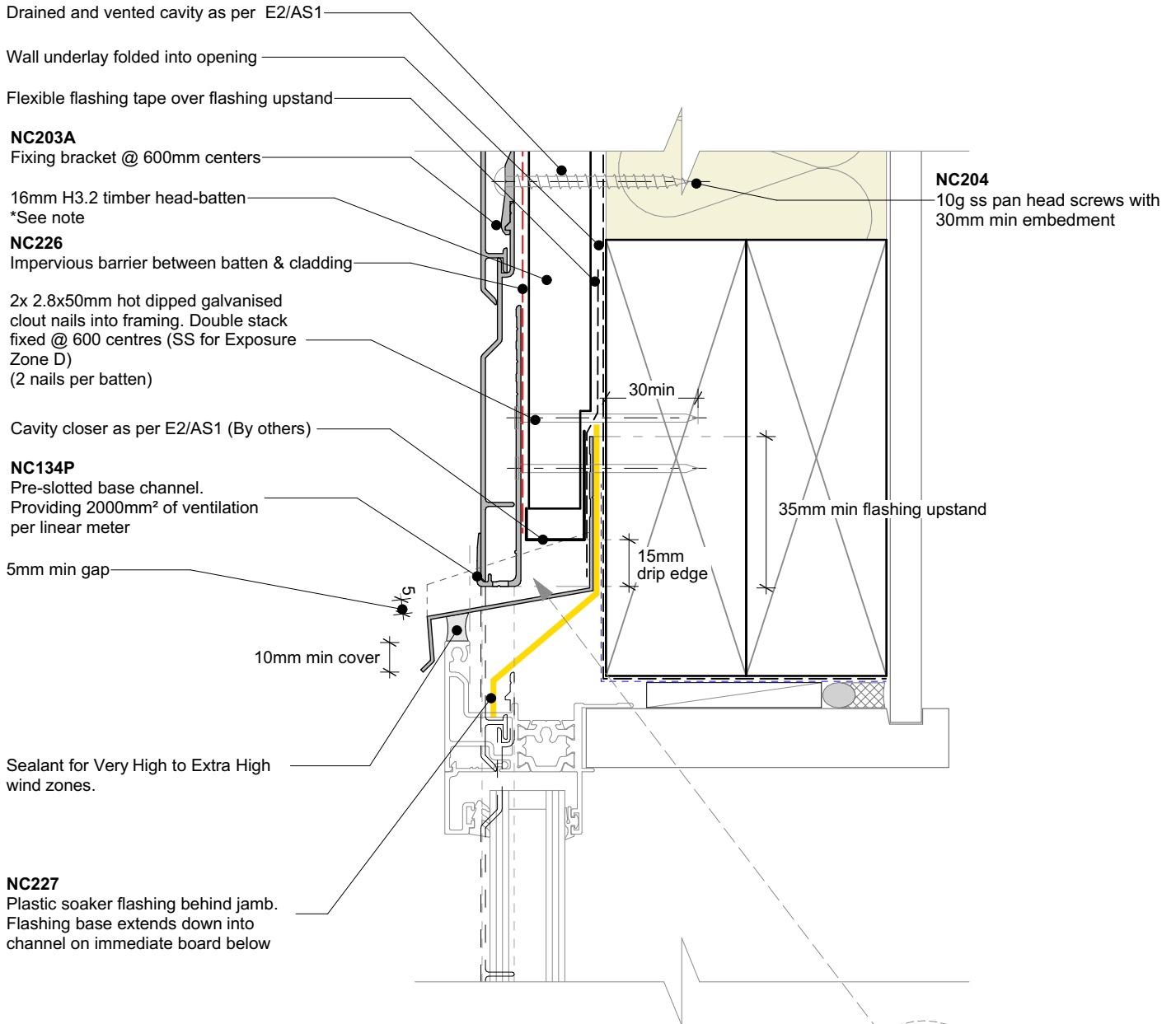
Nu-Wall cladding horizontal on cavity
Typical head section - full board using NC101 starter

NW-HOC-017.02

Drawn by: Nu-Wall Date: 02/07/2025

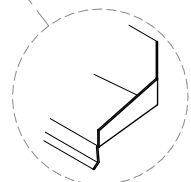
Checked by: RL, GT Scale: 1:2 @ A4

© 2021 copyright in this document is the property of Nu-Wall Aluminium Cladding Limited. All rights reserved. Nu-Wall is a registered trademark of Aluminium Product Brands NZ Limited



NOTE 1
Rigid Air Barrier (RAB) also required in *Extra High* wind zones. Refer to E2/AS1 (section 9.1.7.2)

NOTE 2
Detail depicts use of starter strip to locate a full board. Refer to NW-HOC-019 where a full board occurs



Stop-end tabbed up on both sides of head flashing

General note:

- Cladding fixings omitted for clarity

Window setting out notes:

- 17-18mm for hollow fin windows
- 18-20mm for solid fin windows

Cavity batten note:

- 20mm single castellated timber battens required for all Nu-Wall installations.
- Batten to have 15° slope for moisture egress
- Allow 6mm gap between vertical and horizontal battens
- Sill and head battens to be max. 500mm with a 6mm gap to each segment
- 18mm single castellated battens are available from Nu Wall for all vertical applications to wall junctions and jambs
- Proprietary Nu-Wall Alibat is available as an alternative when a structural non-combustable cavity batten is required

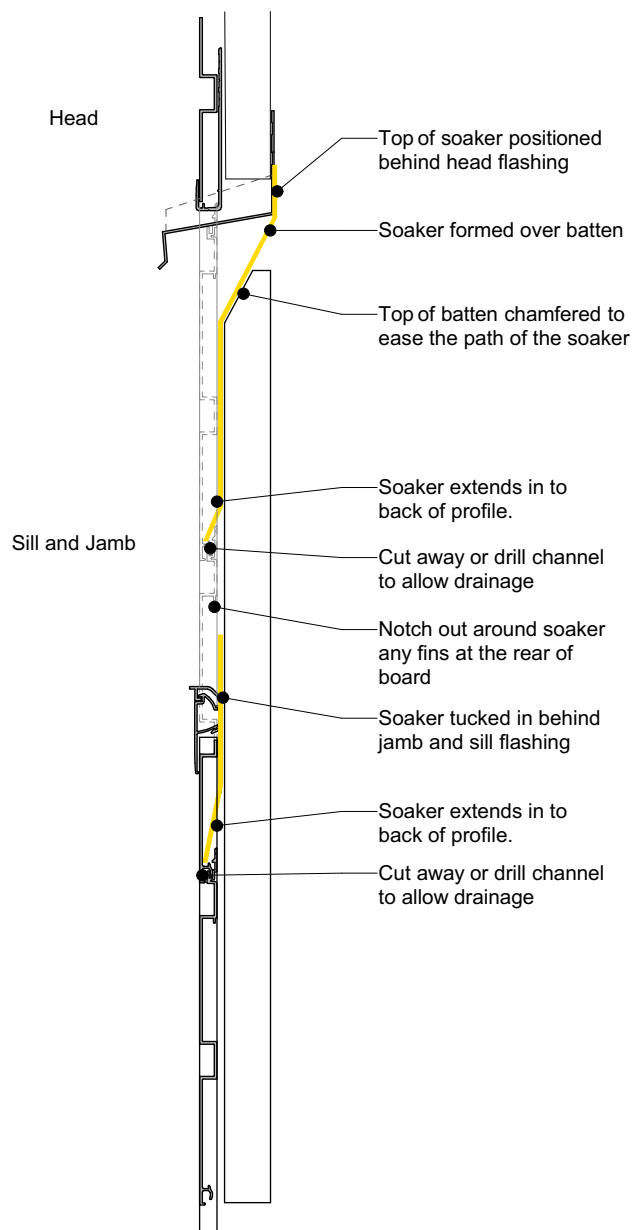
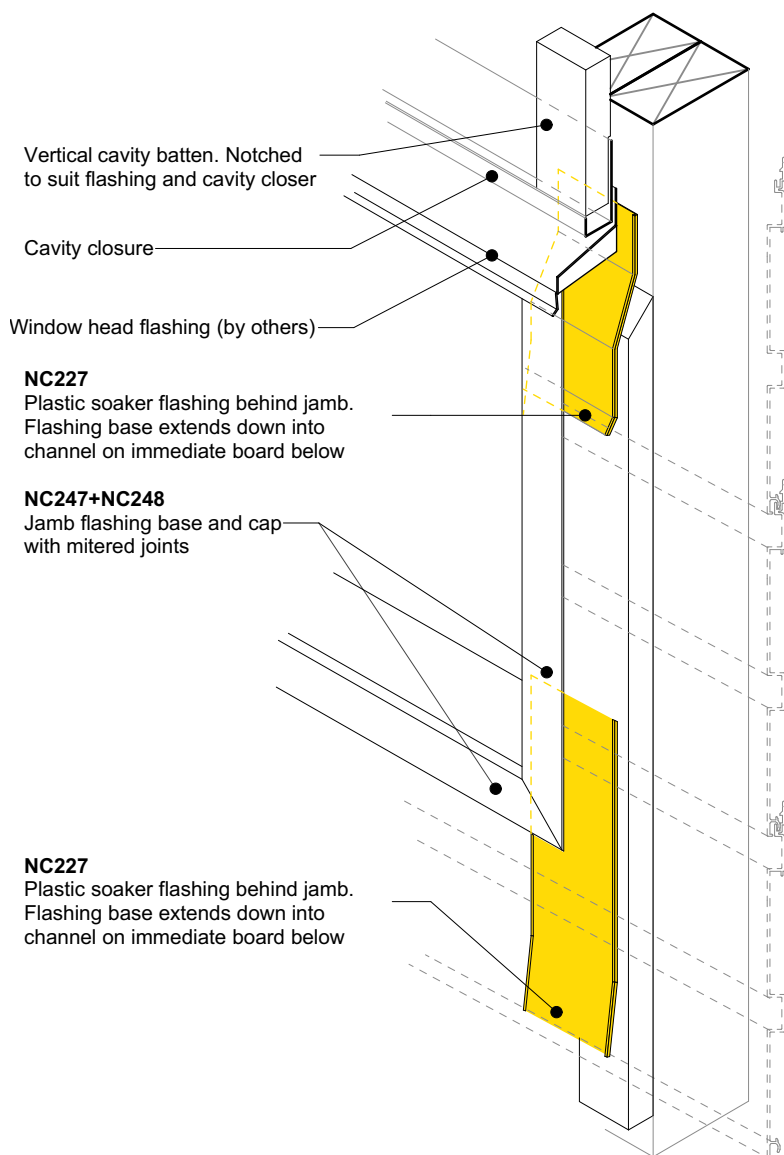
Interactive assembly instructions available
<http://wkspp.nz/nw-hoc-win2>



Get WORKINGSPEC from Apple App Store/Google Play



	<p>Nu-Wall cladding horizontal on cavity</p> <p>Typical head section - notched using NC134P base channel</p>	<p>NW-HOC-018.02</p>	
	<p>© 2021 copyright in this document is the property of Nu-Wall Aluminium Cladding Limited. All rights reserved. Nu-Wall is a registered trademark of Aluminium Product Brands NZ Limited</p>	<p>Drawn by: Nu-Wall</p> <p>Checked by: RL, GT</p>	<p>Date: 02/07/2025</p> <p>Scale: 1:2 @ A4</p>



Cavity batten note:

- 20mm single castellated timber battens required for all Nu-Wall installations.
- Batten to have 15° slope for moisture egress
- Allow 6mm gap between vertical and horizontal battens
- Sill and head battens to be max. 500mm with a 6mm gap to each segment
- 18mm single castellated battens are available from Nu Wall for all vertical applications to wall junctions and jambs
- Proprietary Nu-Wall Alibat is available as an alternative when a structural non-combustable cavity batten is required

Interactive assembly instructions available

<http://wkspec.nz/nw-hoc-win>



Get WORKINGSPEC from Apple App Store/Google Play



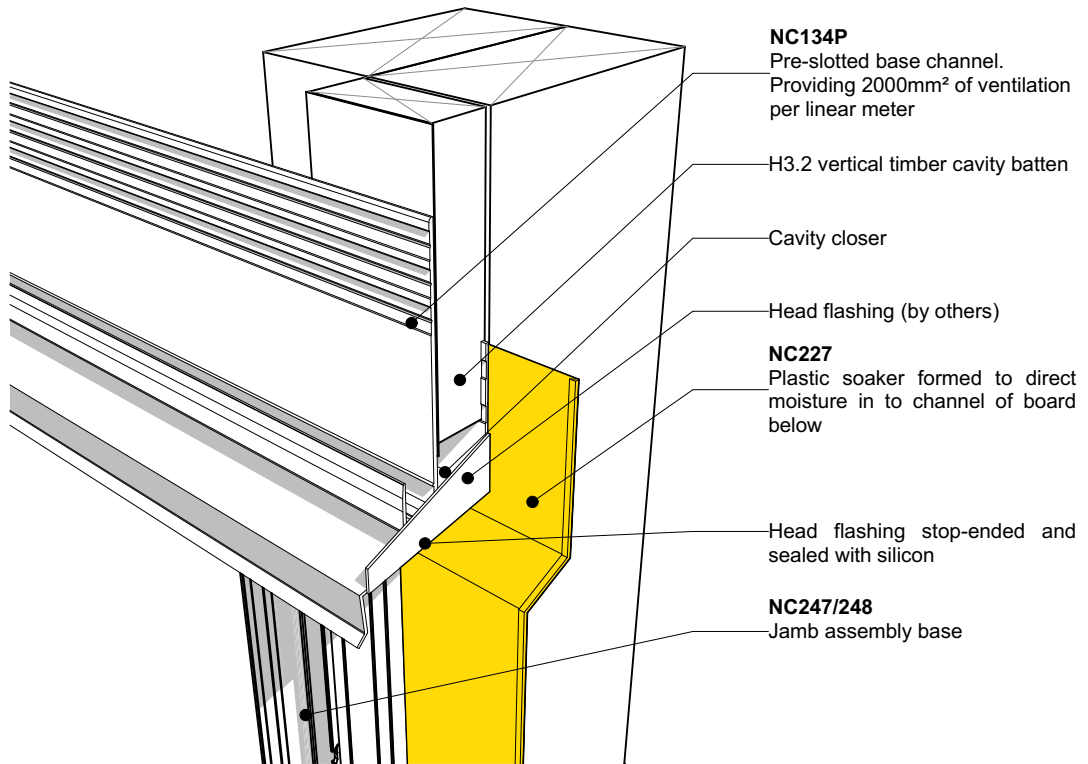
**Nu-Wall cladding horizontal on cavity
Soaker installation to window jamb**

NW-HOC-019.02

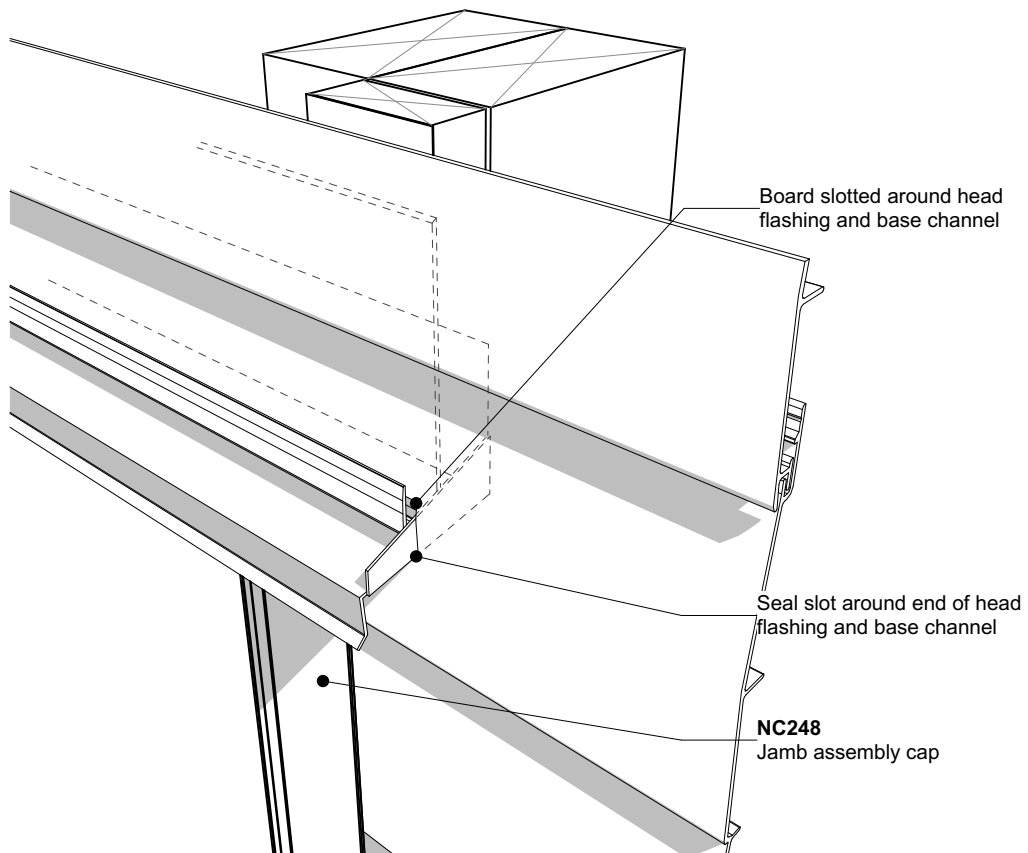
Drawn by: Nu-Wall	Date: 02/07/2025
Checked by: RL, GT	Scale: 1:2 @ A4

© 2021 copyright in this document is the property of Nu-Wall Aluminium Cladding Limited. All rights reserved. Nu-Wall is a registered trademark of Aluminium Product Brands NZ Limited

Junction prior to cladding around window head



Junction after cladding around window head

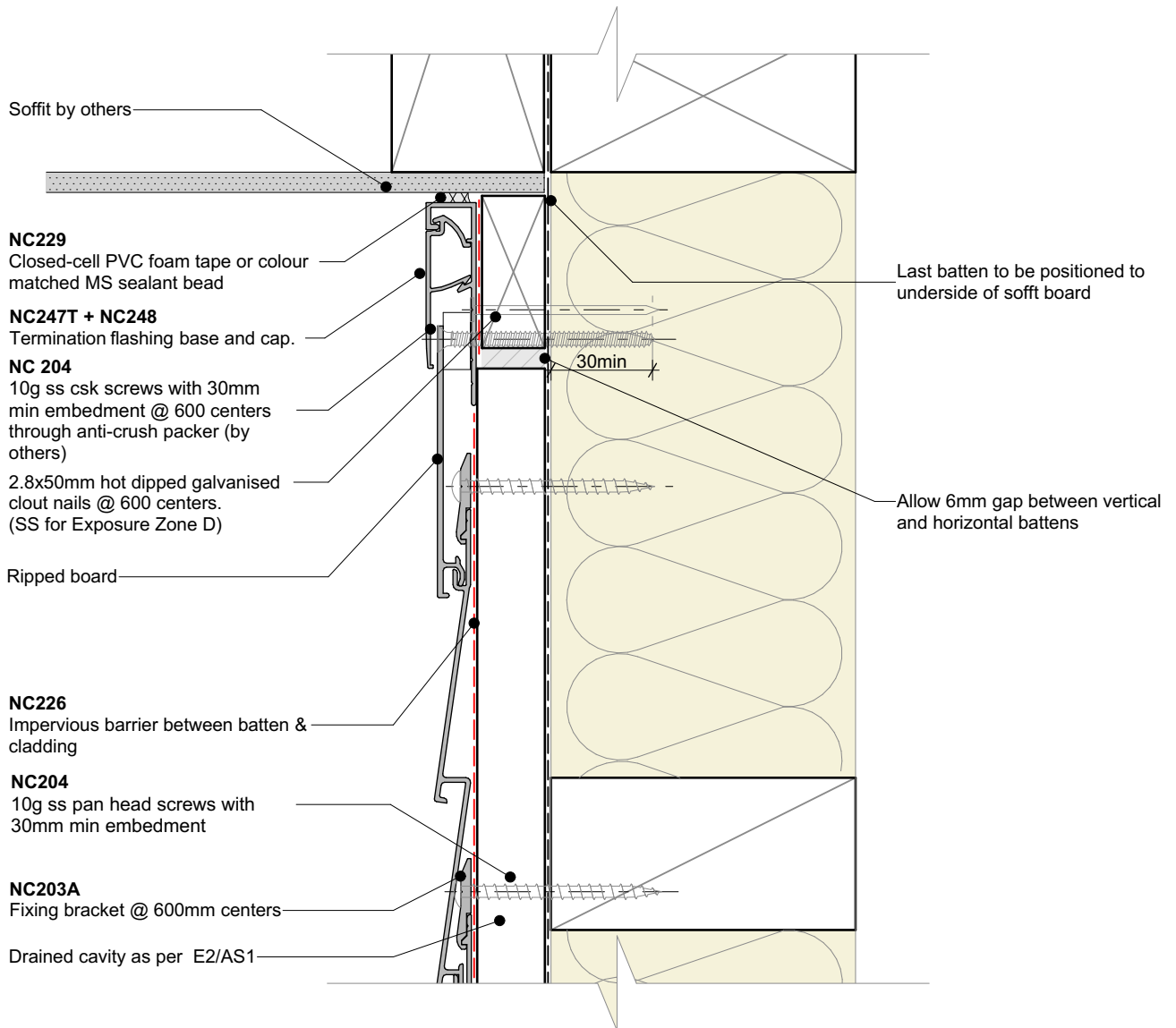


Nu-Wall cladding horizontal on cavity
Typical head flashing end detail

NW-HOC-020.02

Drawn by: Nu-Wall	Date: 02/07/2025
Checked by: RL, GT	Scale: NTS

© 2021 copyright in this document is the property of Nu-Wall Aluminium Cladding Limited. All rights reserved. Nu-Wall is a registered trademark of Aluminium Product Brands NZ Limited



General note:

- Cladding fixings omitted for clarity

Cavity batten note:

- 20mm single castellated timber battens required for all Nu-Wall installations.
- Batten to have 15° slope for moisture egress
- Allow 6mm gap between vertical and horizontal battens
- Sill and head battens to be max. 500mm with a 6mm gap to each segment
- 18mm single castellated battens are available from Nu Wall for all vertical applications to wall junctions and jambs
- Proprietary Nu-Wall Alibat is available as an alternative when a structural non-combustable cavity batten is required

Interactive assembly instructions available

<http://wksp.nz/nw-hoc-sof>



Get WORKINGSPEC from Apple App Store/Google Play



Nu-Wall cladding horizontal on cavity

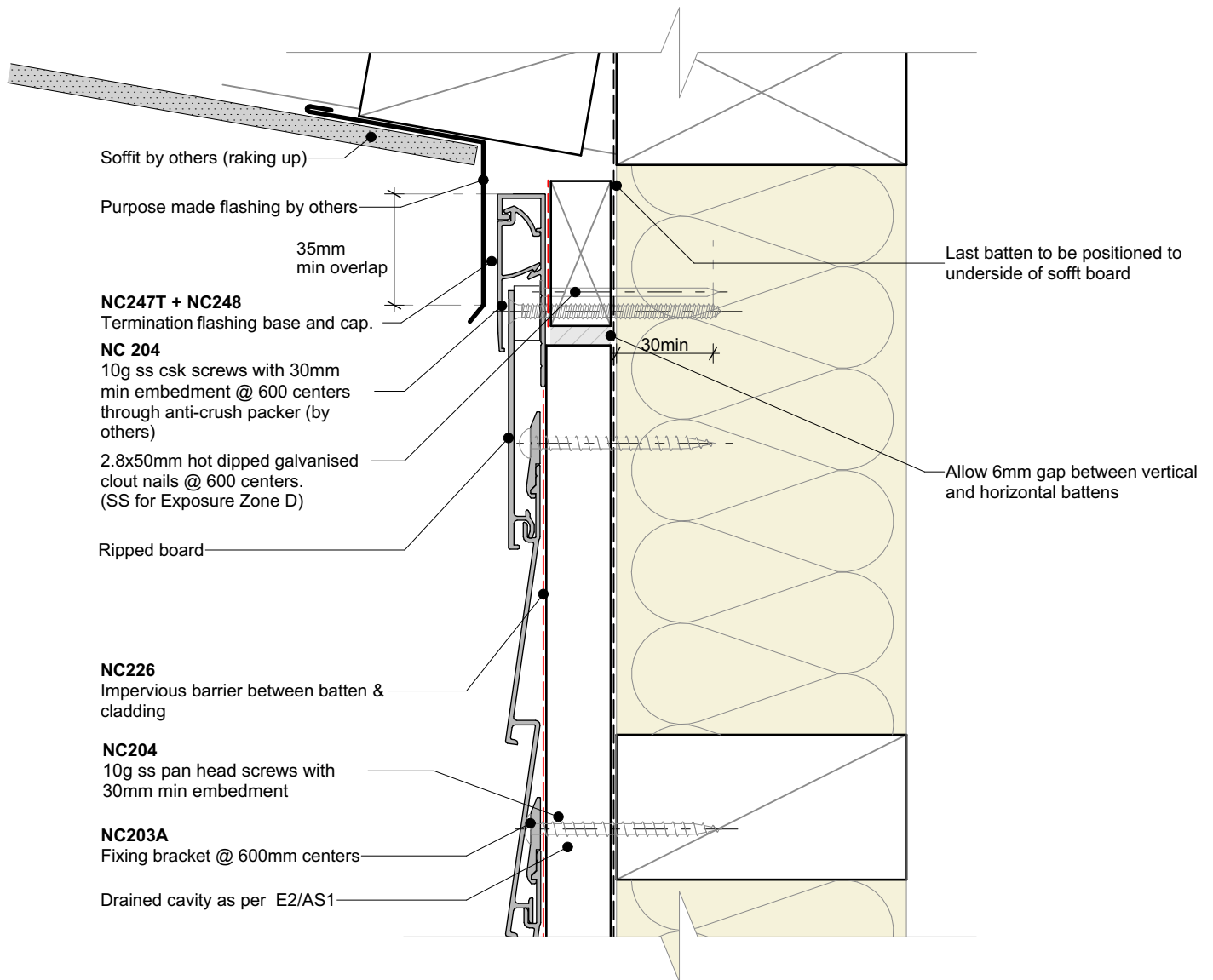
Typical soffit trim

NW-HOC-021a.03

Drawn by: Nu-Wall Date: 02/07/2025

Checked by: RL, GT Scale: 1:2 @ A4

© 2021 copyright in this document is the property of Nu-Wall Aluminium Cladding Limited. All rights reserved. Nu-Wall is a registered trademark of Aluminium Product Brands NZ Limited



General note:

- Cladding fixings omitted for clarity

Cavity batten note:

- 20mm single castellated timber battens required for all Nu-Wall installations.
- Batten to have 15° slope for moisture egress
- Allow 6mm gap between vertical and horizontal battens
- Sill and head battens to be max. 500mm with a 6mm gap to each segment
- 18mm single castellated battens are available from Nu Wall for all vertical applications to wall junctions and jambs
- Proprietary Nu-Wall Alibat is available as an alternative when a structural non-combustable cavity batten is required

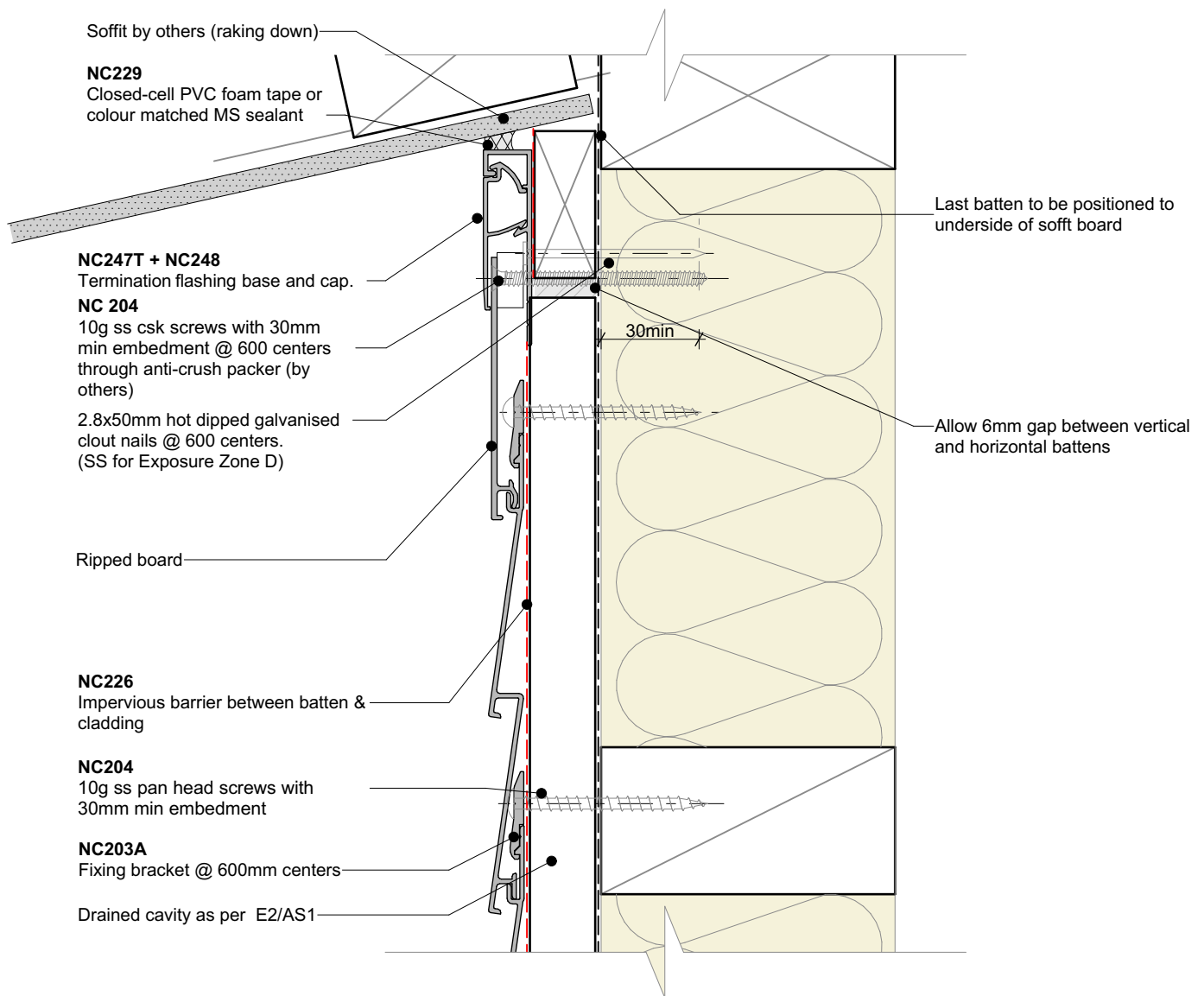


Nu-Wall cladding horizontal on cavity
Typical raking soffit

NW-HOC-021b.03

Drawn by: Nu-Wall	Date: 02/07/2025
Checked by: RL, GT	Scale: 1:2 @ A4

© 2021 copyright in this document is the property of Nu-Wall Aluminium Cladding Limited. All rights reserved. Nu-Wall is a registered trademark of Aluminium Product Brands NZ Limited



General note:

- Cladding fixings omitted for clarity

Cavity batten note:

- 20mm single castellated timber battens required for all Nu-Wall installations.
- Batten to have 15° slope for moisture egress
- Allow 6mm gap between vertical and horizontal battens
- Sill and head battens to be max. 500mm with a 6mm gap to each segment
- 18mm single castellated battens are available from Nu Wall for all vertical applications to wall junctions and jambs
- Proprietary Nu-Wall Alibat is available as an alternative when a structural non-combustable cavity batten is required

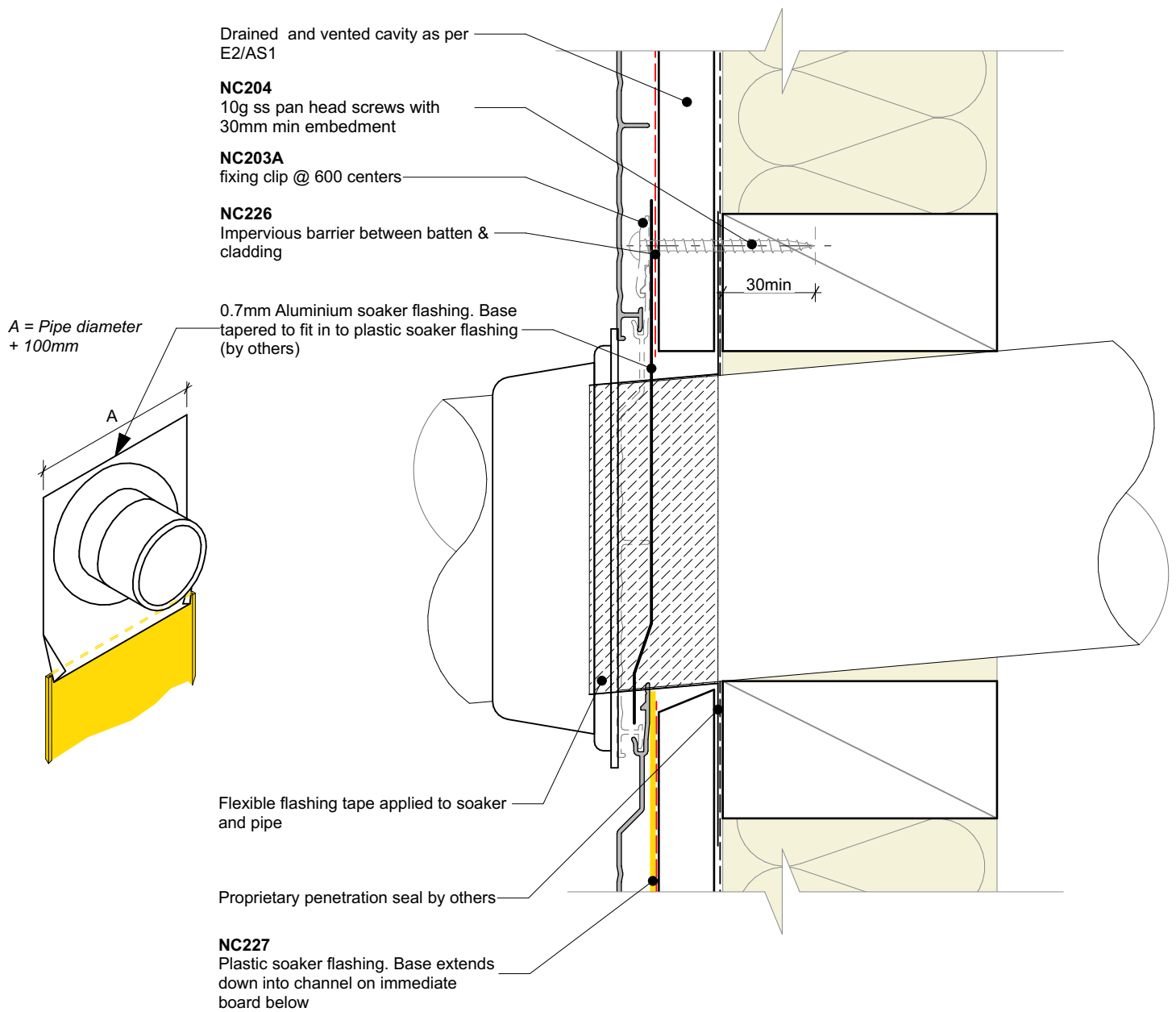


Nu-Wall cladding horizontal on cavity
Typical inverse raking soffit

NW-HOC-021c.03

Drawn by: Nu-Wall	Date: 02/07/2025
Checked by: RL, GT	Scale: 1:2 @ A4

© 2021 copyright in this document is the property of Nu-Wall Aluminium Cladding Limited. All rights reserved. Nu-Wall is a registered trademark of Aluminium Product Brands NZ Limited



General note:

- Cladding fixings omitted for clarity

Cavity batten note:

- 20mm single castellated timber battens required for all Nu-Wall installations.
- Batten to have 15° slope for moisture egress
- Allow 6mm gap between vertical and horizontal battens
- Sill and head battens to be max. 500mm with a 6mm gap to each segment
- 18mm single castellated battens are available from Nu Wall for all vertical applications to wall junctions and jambs
- Proprietary Nu-Wall Alibat is available as an alternative when a structural non-combustable cavity batten is required



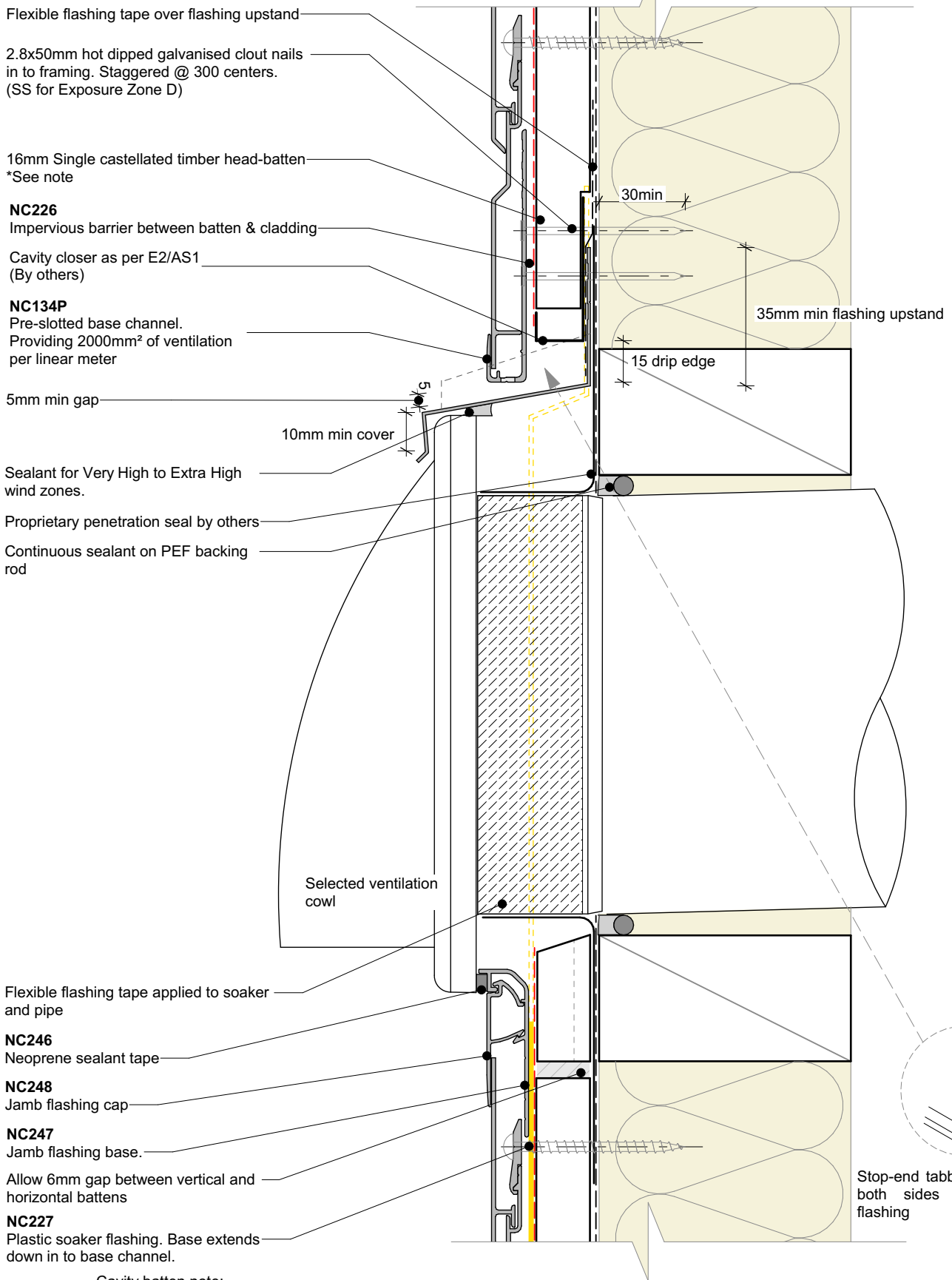
Nu-Wall cladding horizontal on cavity
Typical pipe penetration

NW-HOC-022.02

Drawn by: Nu-Wall Date: 02/07/2025

Checked by: RL, GT Scale: 1:2 @ A4

© 2021 copyright in this document is the property of Nu-Wall Aluminium Cladding Limited. All rights reserved. Nu-Wall is a registered trademark of Aluminium Product Brands NZ Limited



Cavity batten note:

- 20mm single castellated timber battens required for all Nu-Wall installations.
- Batten to have 15° slope for moisture egress
- Allow 6mm gap between vertical and horizontal battens
- Sill and head battens to be max. 500mm with a 6mm gap to each segment
- 18mm single castellated battens are available from Nu Wall for all vertical applications to wall junctions and jambs
- Proprietary Nu-Wall Alibat is available as an alternative when a structural non-combustable cavity batten is required

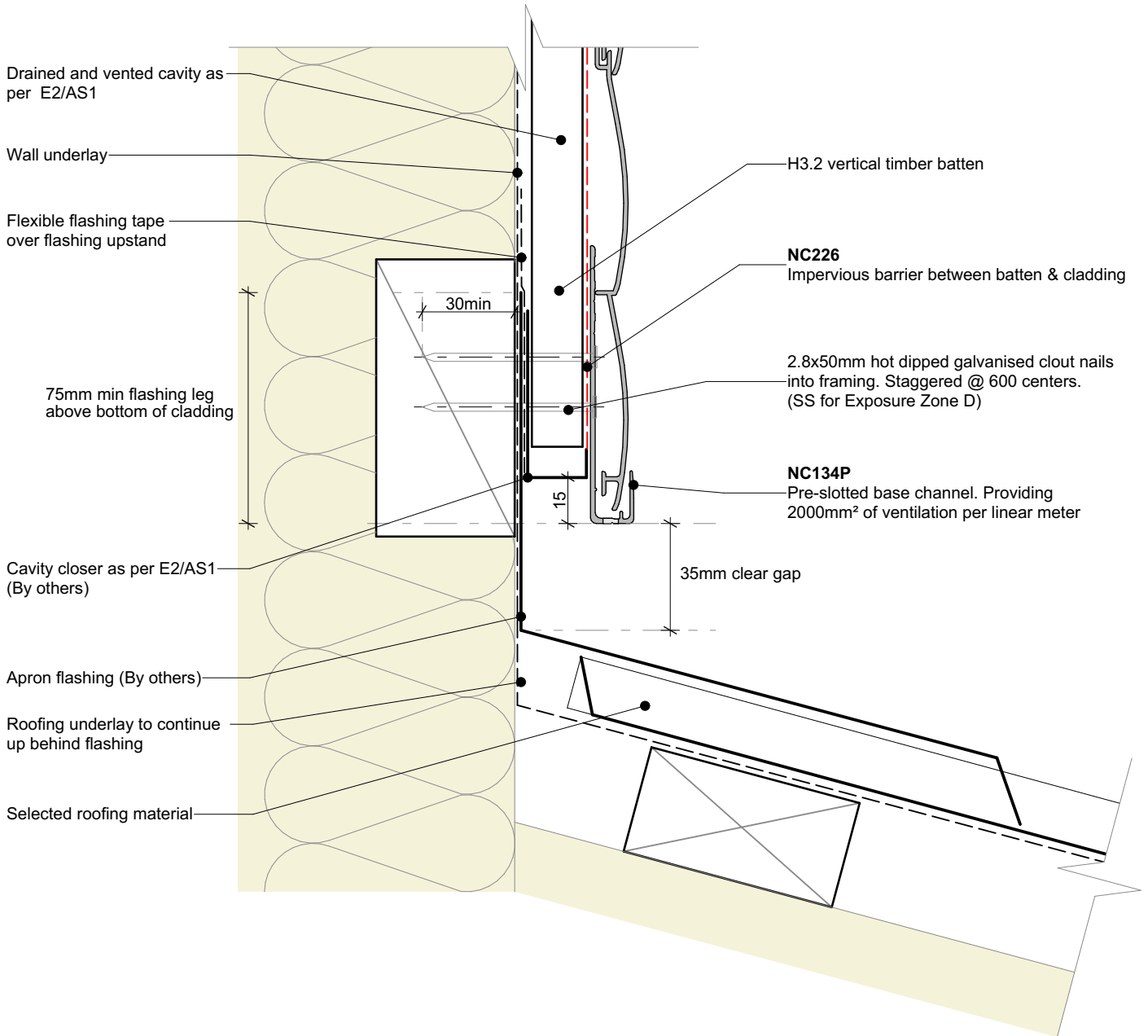


Nu-Wall cladding horizontal on cavity
Typical large pipe penetration with cowl

NW-HOC-022b.02

Drawn by: Nu-Wall	Date: 02/07/2025
Checked by: RL, GT	Scale: 1:2 @ A4

© 2021 copyright in this document is the property of Nu-Wall Aluminium Cladding Limited. All rights reserved. Nu-Wall is a registered trademark of Aluminium Product Brands NZ Limited



General note:

- Cladding fixings omitted for clarity

Cavity batten note:

- 20mm single castellated timber battens required for all Nu-Wall installations.
- Batten to have 15° slope for moisture egress
- Allow 6mm gap between vertical and horizontal battens
- Sill and head battens to be max. 500mm with a 6mm gap to each segment
- 18mm single castellated battens are available from Nu Wall for all vertical applications to wall junctions and jambs
- Proprietary Nu-Wall Alibat is available as an alternative when a structural non-combustable cavity batten is required

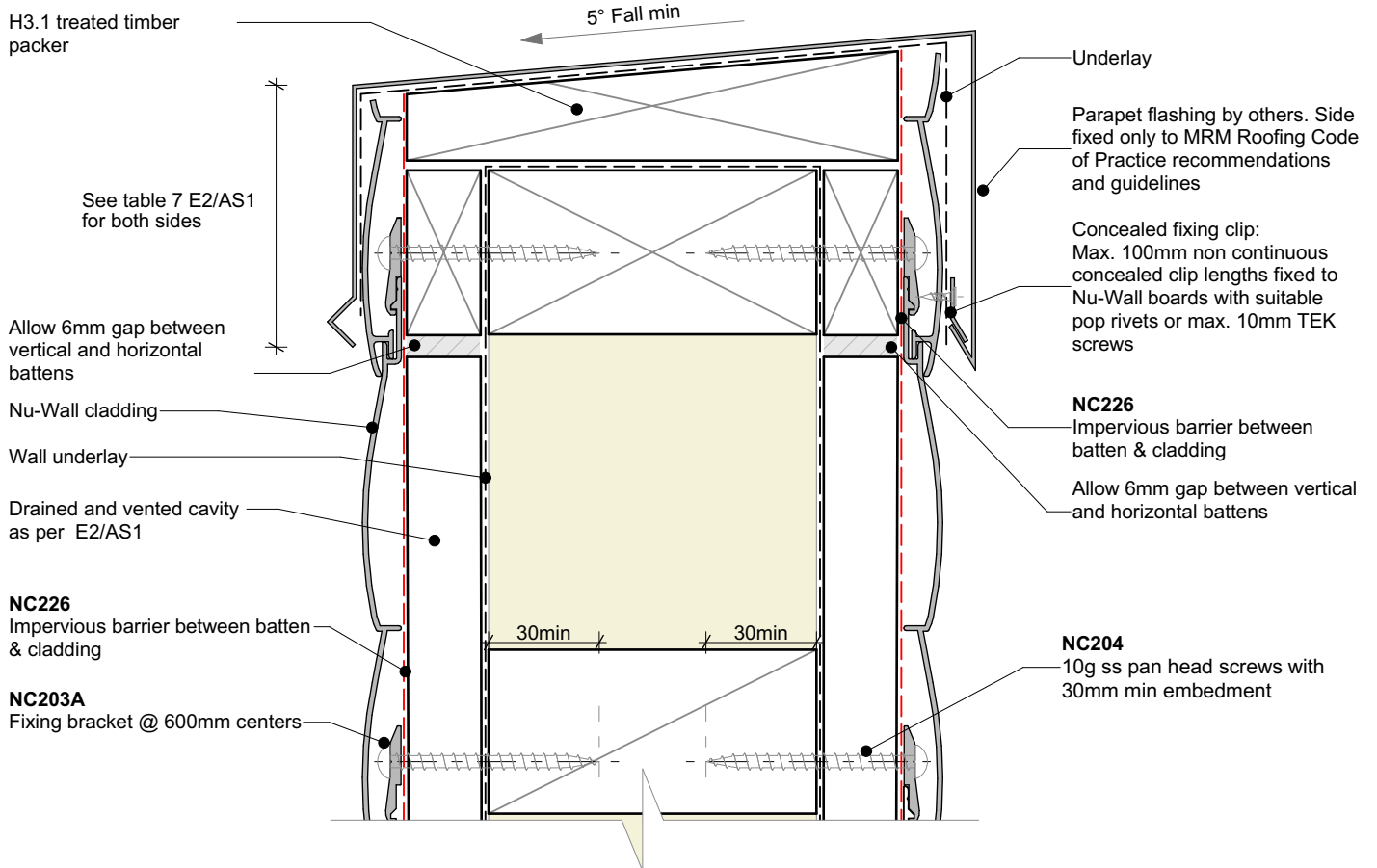


Nu-Wall cladding horizontal on cavity
Typical apron roof to wall junction

NW-HOC-023.02

Drawn by: Nu-Wall	Date: 02/07/2025
Checked by: RL, GT	Scale: 1:2 @ A4

© 2021 copyright in this document is the property of Nu-Wall Aluminium Cladding Limited. All rights reserved. Nu-Wall is a registered trademark of Aluminium Product Brands NZ Limited



General note:

- Cladding fixings omitted for clarity

Cavity batten note:

- 20mm single castellated timber battens required for all Nu-Wall installations.
- Batten to have 15° slope for moisture egress
- Allow 6mm gap between vertical and horizontal battens
- Sill and head battens to be max. 500mm with a 6mm gap to each segment
- 18mm single castellated battens are available from Nu Wall for all vertical applications to wall junctions and jambs
- Proprietary Nu-Wall Alibat is available as an alternative when a structural non-combustable cavity batten is required



Nu-Wall cladding horizontal on cavity

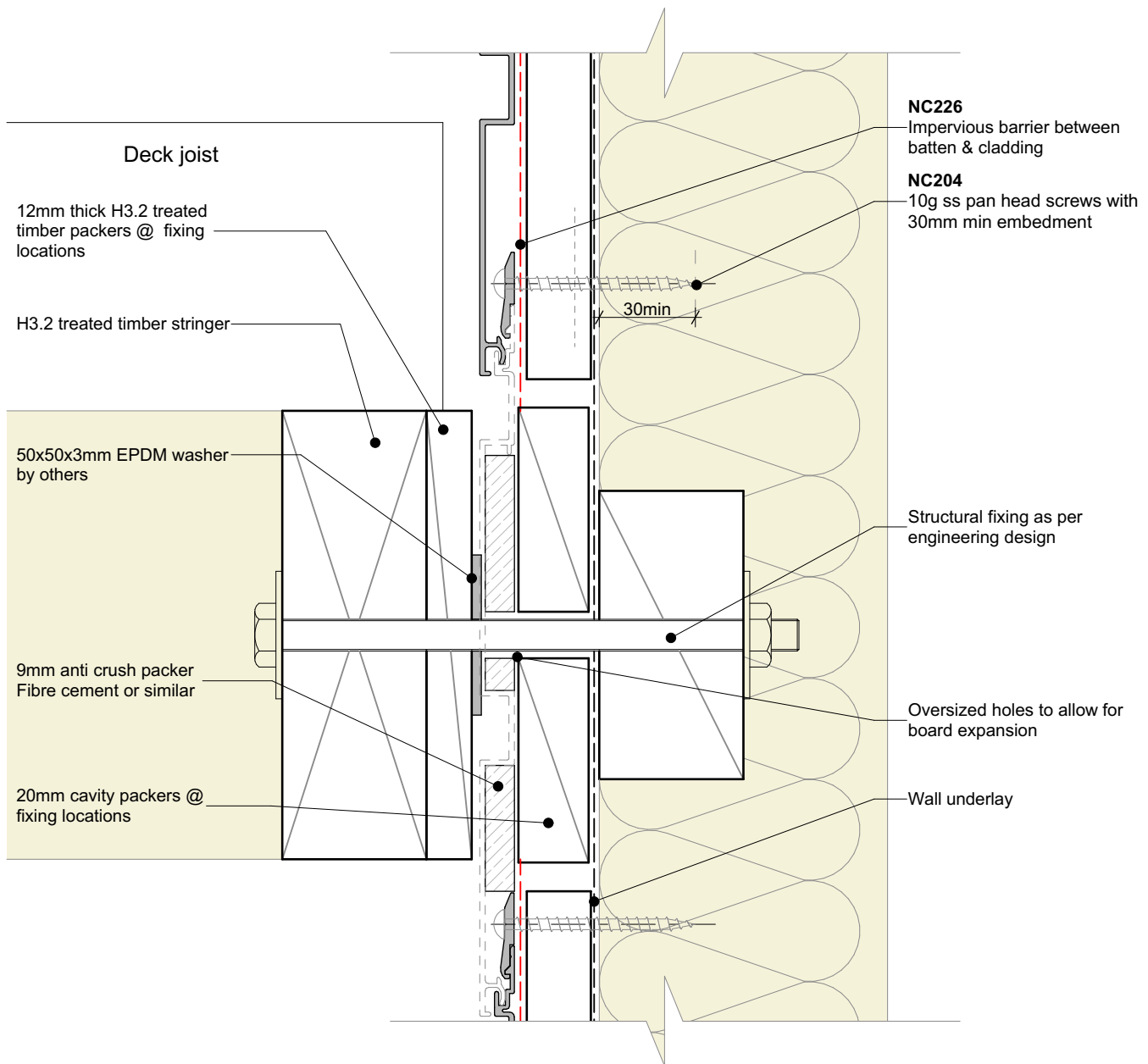
Typical parapet

© 2021 copyright in this document is the property of Nu-Wall Aluminium Cladding Limited. All rights reserved. Nu-Wall is a registered trademark of Aluminium Product Brands NZ Limited

NW-HOC-024.02

Drawn by: Nu-Wall Date: 02/07/2025

Checked by: RL, GT Scale: 1:2 @ A4



Important:

- Nu-Wall is a hollow profile and requires packers to prevent crushing under pressure

General note:

- Cladding fixings omitted for clarity

Cavity batten note:

- 20mm single castellated timber battens required for all Nu-Wall installations.
- Batten to have 15° slope for moisture egress
- Allow 6mm gap between vertical and horizontal battens
- Sill and head battens to be max. 500mm with a 6mm gap to each segment
- 18mm single castellated battens are available from Nu Wall for all vertical applications to wall junctions and jambs
- Proprietary Nu-Wall Alibat is available as an alternative when a structural non-combustable cavity batten is required



Nu-Wall cladding horizontal on cavity

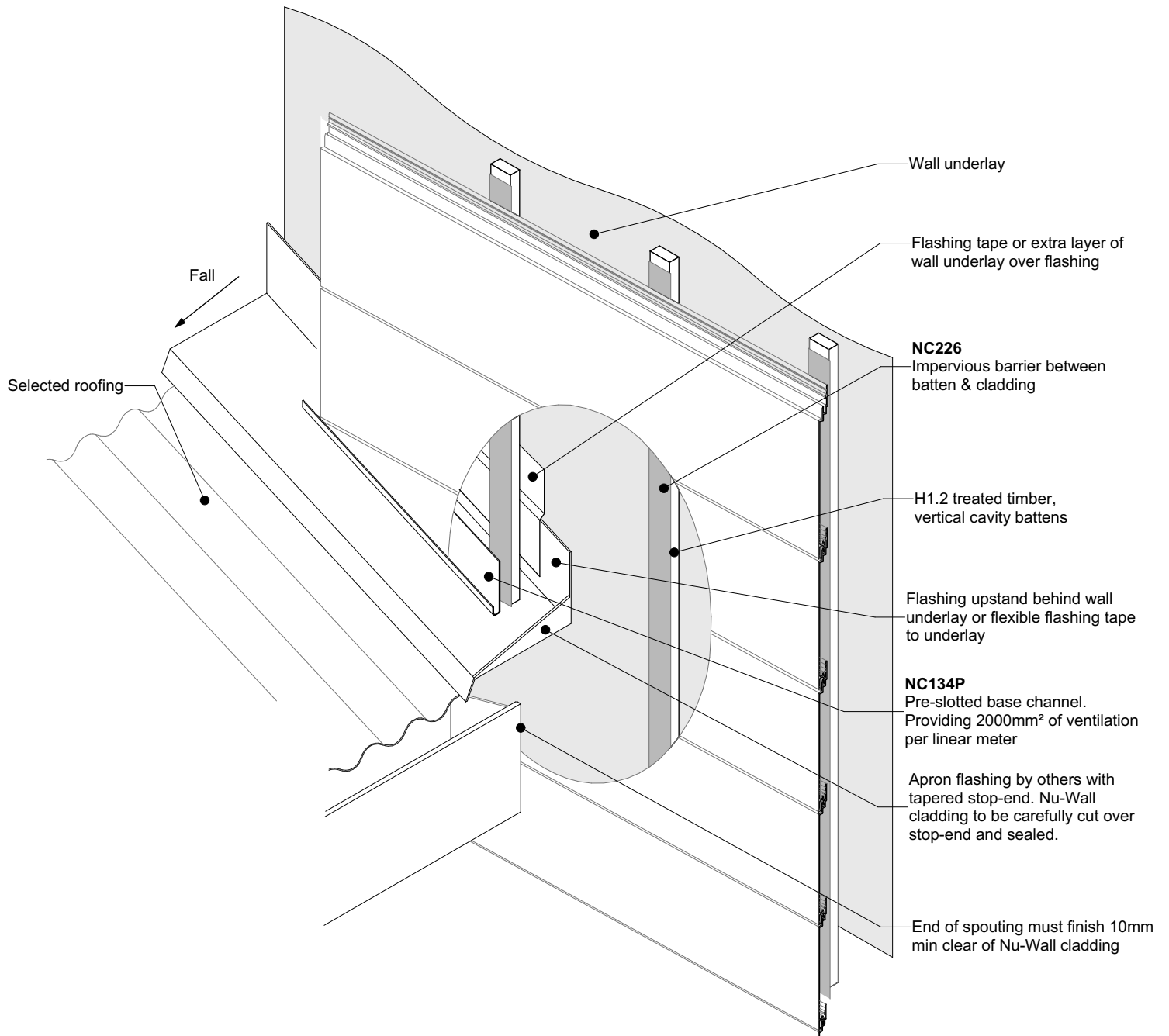
Typical deck to wall junction

NW-HOC-025.02

Drawn by: Nu-Wall Date: 02/07/2025

Checked by: RL, GT Scale: 1:2 @ A4

© 2021 copyright in this document is the property of Nu-Wall Aluminium Cladding Limited. All rights reserved. Nu-Wall is a registered trademark of Aluminium Product Brands NZ Limited




General note:

- Cladding fixings omitted for clarity

Cavity batten note:

- 20mm single castellated timber battens required for all Nu-Wall installations.
- Batten to have 15° slope for moisture egress
- Allow 6mm gap between vertical and horizontal battens
- Sill and head battens to be max. 500mm with a 6mm gap to each segment
- 18mm single castellated battens are available from Nu Wall for all vertical applications to wall junctions and jambs
- Proprietary Nu-Wall Alibat is available as an alternative when a structural non-combustable cavity batten is required



	<p>Nu-Wall cladding horizontal on cavity Typical roof and gutter to wall junction</p>		<p>NW-HOC-026.02</p>	
	<p>© 2021 copyright in this document is the property of Nu-Wall Aluminium Cladding Limited. All rights reserved. Nu-Wall is a registered trademark of Aluminium Product Brands NZ Limited</p>		<p>Drawn by: Nu-Wall</p>	<p>Date: 02/07/2025</p>
			<p>Checked by: RL, GT</p>	<p>Scale: 1:2 @ A4</p>

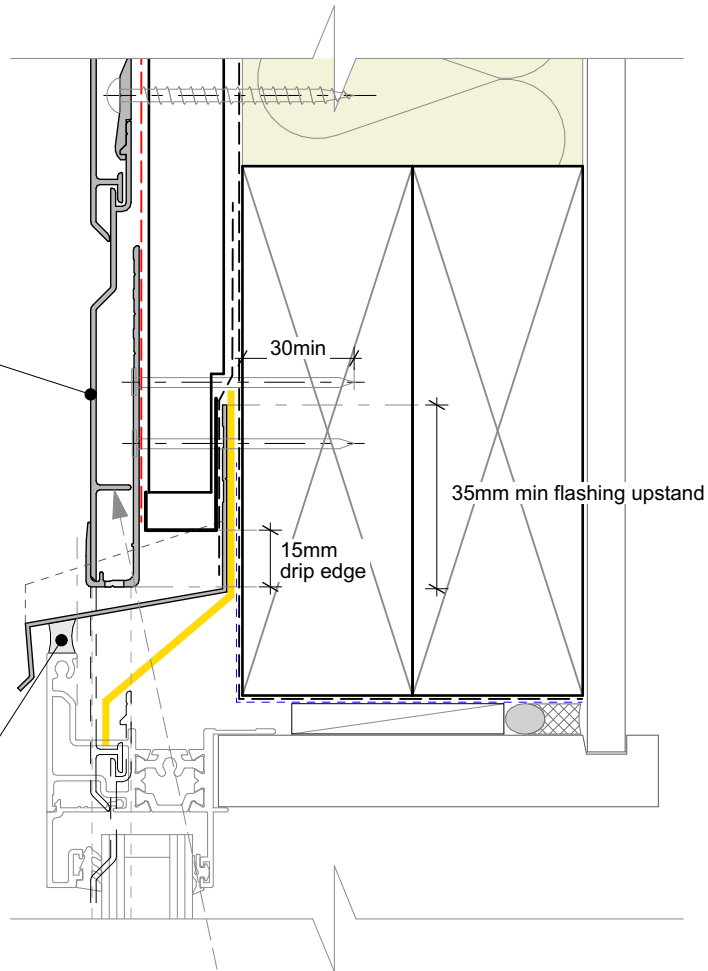
Selected Nu-Wall cladding

Notched around window head flashing

NOTE:

Some detail notes omitted for clarity refer to NW-HOC-019 for complete head section drawings

Sealant for Very High to Extra High wind zones.



Board notched for window

Head flashing slots in here

(min. head flashing overhang of 50mm as per E2/AS1)

15mm profiled closed cell foam insert end caps to suit profile of cladding

Board notched for sill

Note:

- Where possible, set out boards so to have a full/un-notched board running above the head flashing.

Cavity batten note:

- 20mm single castellated timber battens required for all Nu-Wall installations.
- Batten to have 15° slope for moisture egress
- Allow 6mm gap between vertical and horizontal battens
- Sill and head battens to be max. 500mm with a 6mm gap to each segment
- 18mm single castellated battens are available from Nu Wall for all vertical applications to wall junctions and jambs
- Proprietary Nu-Wall Alibat is available as an alternative when a structural non-combustable cavity batten is required

Interactive assembly instructions available

<http://wkspp.nz/nw-hoc-win2>



Get WORKINGSPEC from Apple App Store/Google Play



BRANZ Appraised
Appraisal No. 550



Nu-Wall cladding horizontal on cavity

Notching board around window head and sill

NW-HOC-027.02

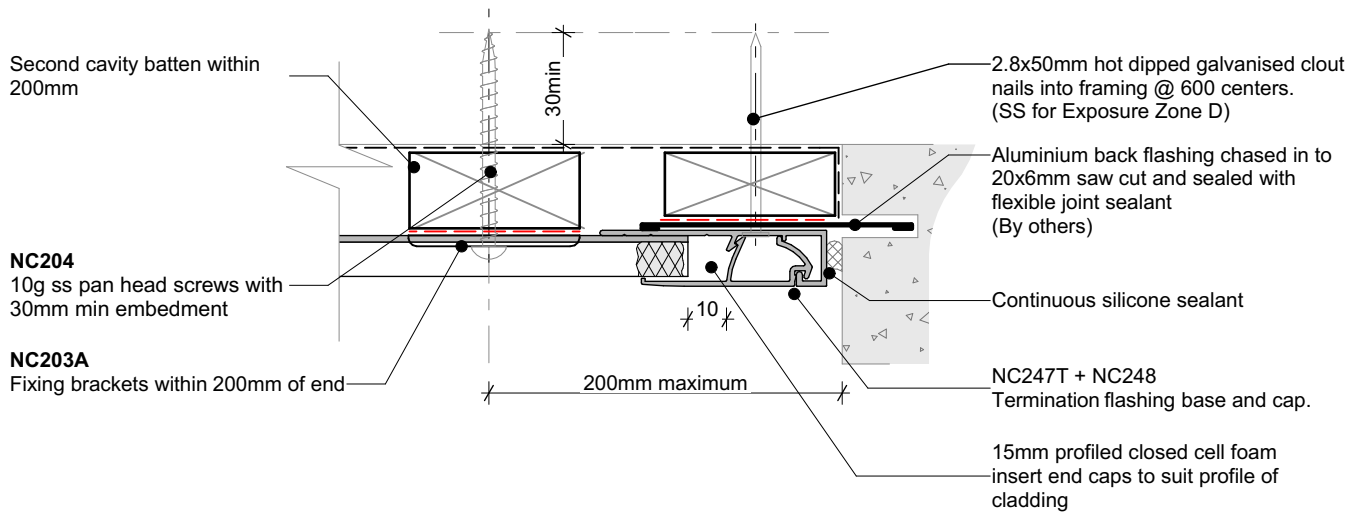
Drawn by: Nu-Wall

Date: 02/07/2025

Checked by: RL, GT

Scale: NTS

© 2021 copyright in this document is the property of Nu-Wall Aluminium Cladding Limited. All rights reserved. Nu-Wall is a registered trademark of Aluminium Product Brands NZ Limited



General note:

- Cladding fixings omitted for clarity
- When finishing a wall with a ripped board, the board must be fixed with a counter sunk screw @ 600mm centres

Cavity batten note:

- 20mm single castellated timber battens required for all Nu-Wall installations.
- Batten to have 15° slope for moisture egress
- Allow 6mm gap between vertical and horizontal battens
- Sill and head battens to be max. 500mm with a 6mm gap to each segment
- 18mm single castellated battens are available from Nu Wall for all vertical applications to wall junctions and jambs
- Proprietary Nu-Wall Alibat is available as an alternative when a structural non-combustable cavity batten is required

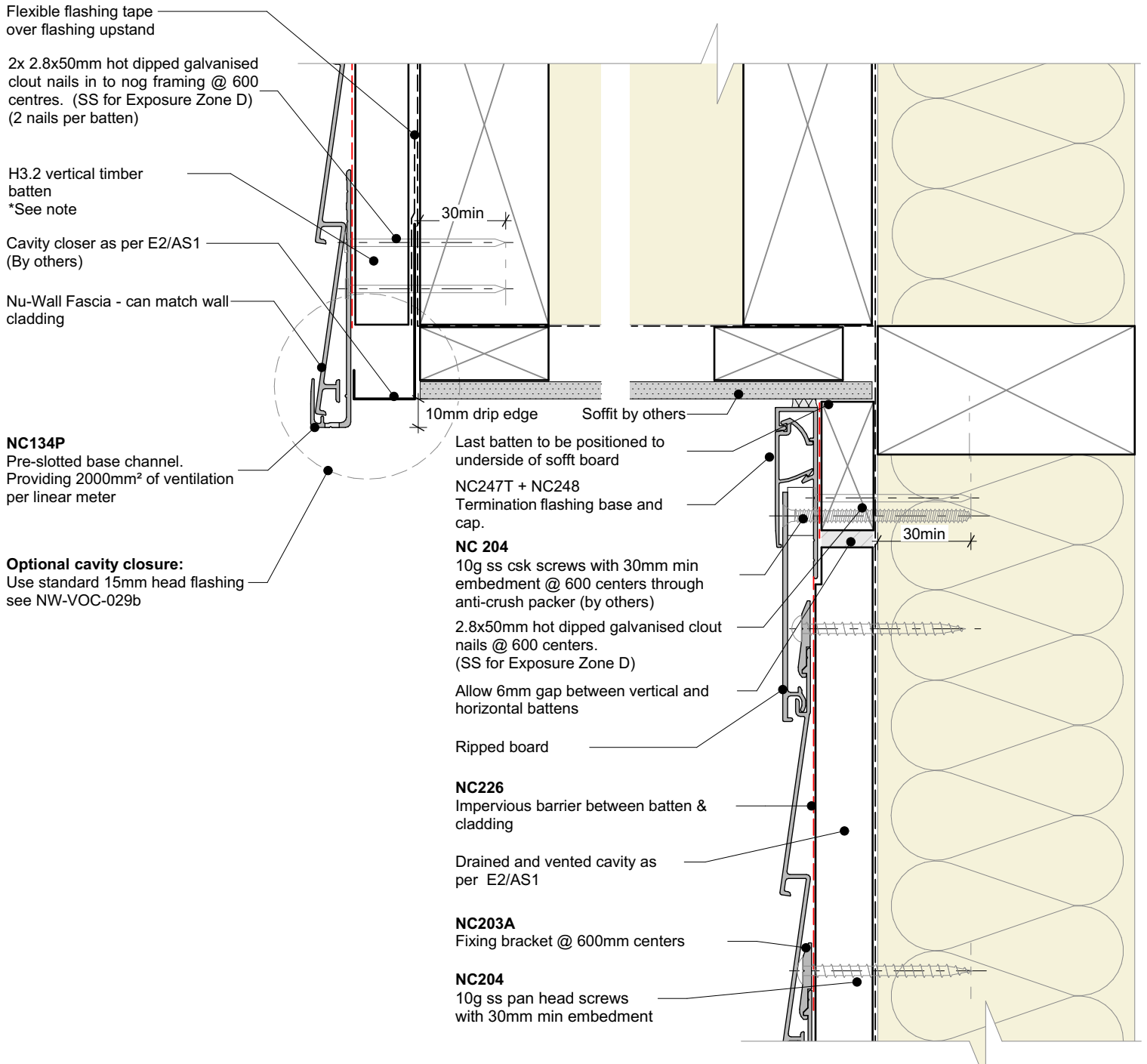


Nu-Wall cladding horizontal on cavity
Board to end of wall junction

NW-HOC-028.03

Drawn by: Nu-Wall	Date: 02/07/2025
Checked by: RL, GT	Scale: NTS

© 2021 copyright in this document is the property of Nu-Wall Aluminium Cladding Limited. All rights reserved. Nu-Wall is a registered trademark of Aluminium Product Brands NZ Limited



Flexible flashing tape over flashing upstand

2x 2.8x50mm hot dipped galvanised clout nails in to nog framing @ 600 centres. (SS for Exposure Zone D) (2 nails per batten)

H3.2 vertical timber batten
*See note

Cavity closer as per E2/AS1 (By others)

Nu-Wall Fascia - can match wall cladding

NC134P
Pre-slotted base channel. Providing 2000mm² of ventilation per linear meter

Optional cavity closure:
Use standard 15mm head flashing see NW-VOC-029b

Last batten to be positioned to underside of soffit board

NC247T + NC248
Termination flashing base and cap.

NC 204
10g ss csk screws with 30mm min embedment @ 600 centers through anti-crush packer (by others)

2.8x50mm hot dipped galvanised clout nails @ 600 centres. (SS for Exposure Zone D)

Allow 6mm gap between vertical and horizontal battens

Ripped board

NC226
Impervious barrier between batten & cladding

Drained and vented cavity as per E2/AS1

NC203A
Fixing bracket @ 600mm centers

NC204
10g ss pan head screws with 30mm min embedment

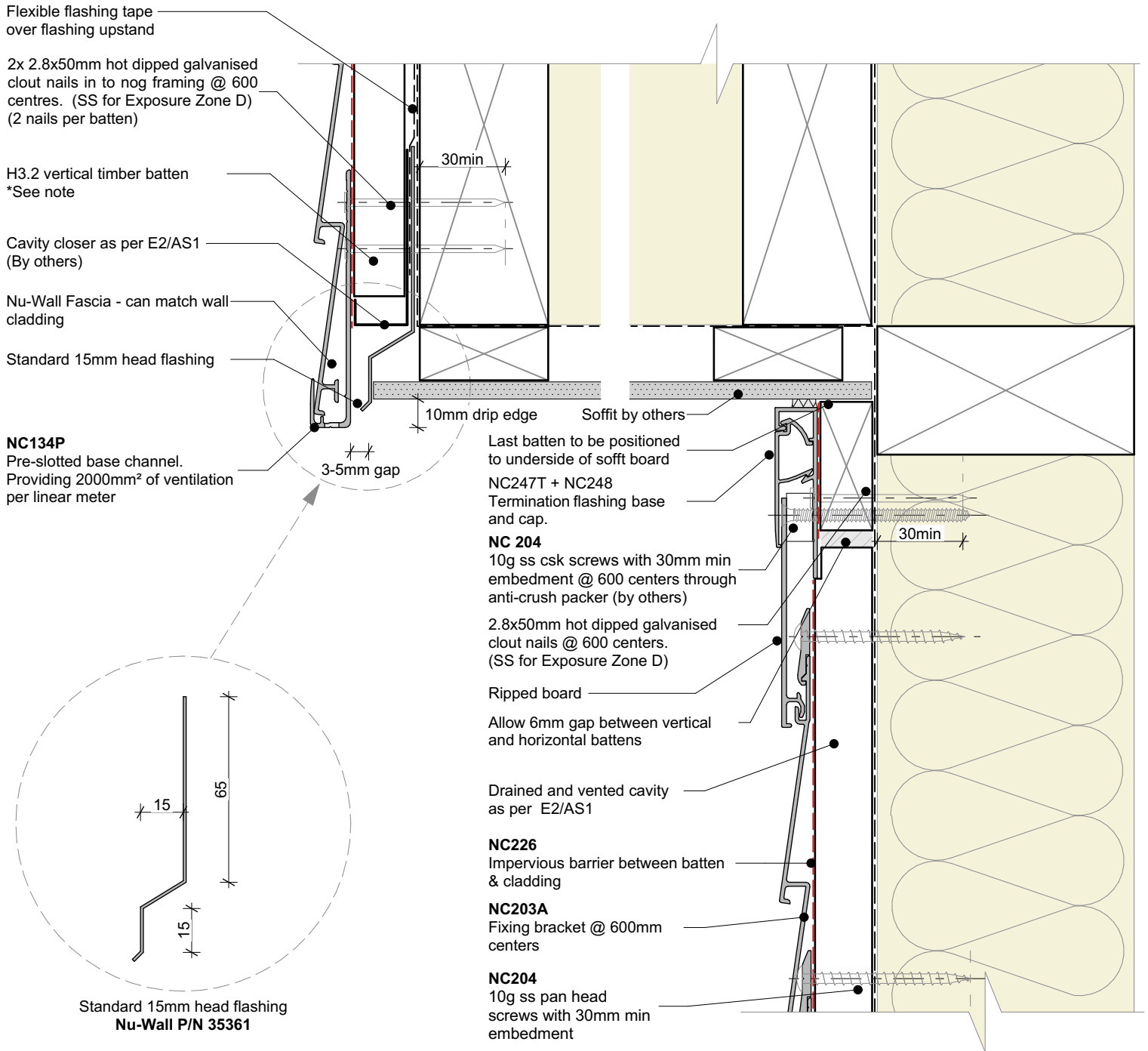
General note:
• Cladding fixings omitted for clarity

Cavity batten note:

- 20mm single castellated timber battens required for all Nu-Wall installations.
- Batten to have 15° slope for moisture egress
- Allow 6mm gap between vertical and horizontal battens
- Sill and head battens to be max. 500mm with a 6mm gap to each segment
- 18mm single castellated battens are available from Nu Wall for all vertical applications to wall junctions and jambs
- Proprietary Nu-Wall Alibat is available as an alternative when a structural non-combustable cavity batten is required



	<p>Nu-Wall cladding horizontal on cavity</p> <p>Typical Nu-Wall fascia to soffit</p>	<p>NW-HOC-029.03</p>	
	<p>© 2021 copyright in this document is the property of Nu-Wall Aluminium Cladding Limited. All rights reserved. Nu-Wall is a registered trademark of Aluminium Product Brands NZ Limited</p>	<p>Drawn by: Nu-Wall</p> <p>Checked by: RL, GT</p>	<p>Date: 02/07/2025</p> <p>Scale: 1:2 @ A4</p>



General note:

- Cladding fixings omitted for clarity

Cavity batten note:

- 20mm single castellated timber battens required for all Nu-Wall installations.
- Batten to have 15° slope for moisture egress
- Allow 6mm gap between vertical and horizontal battens
- Sill and head battens to be max. 500mm with a 6mm gap to each segment
- 18mm single castellated battens are available from Nu Wall for all vertical applications to wall junctions and jambs
- Proprietary Nu-Wall Alibat is available as an alternative when a structural non-combustable cavity batten is required

Interactive assembly instructions available

<http://wksp.nz/nw-hoc-sof>

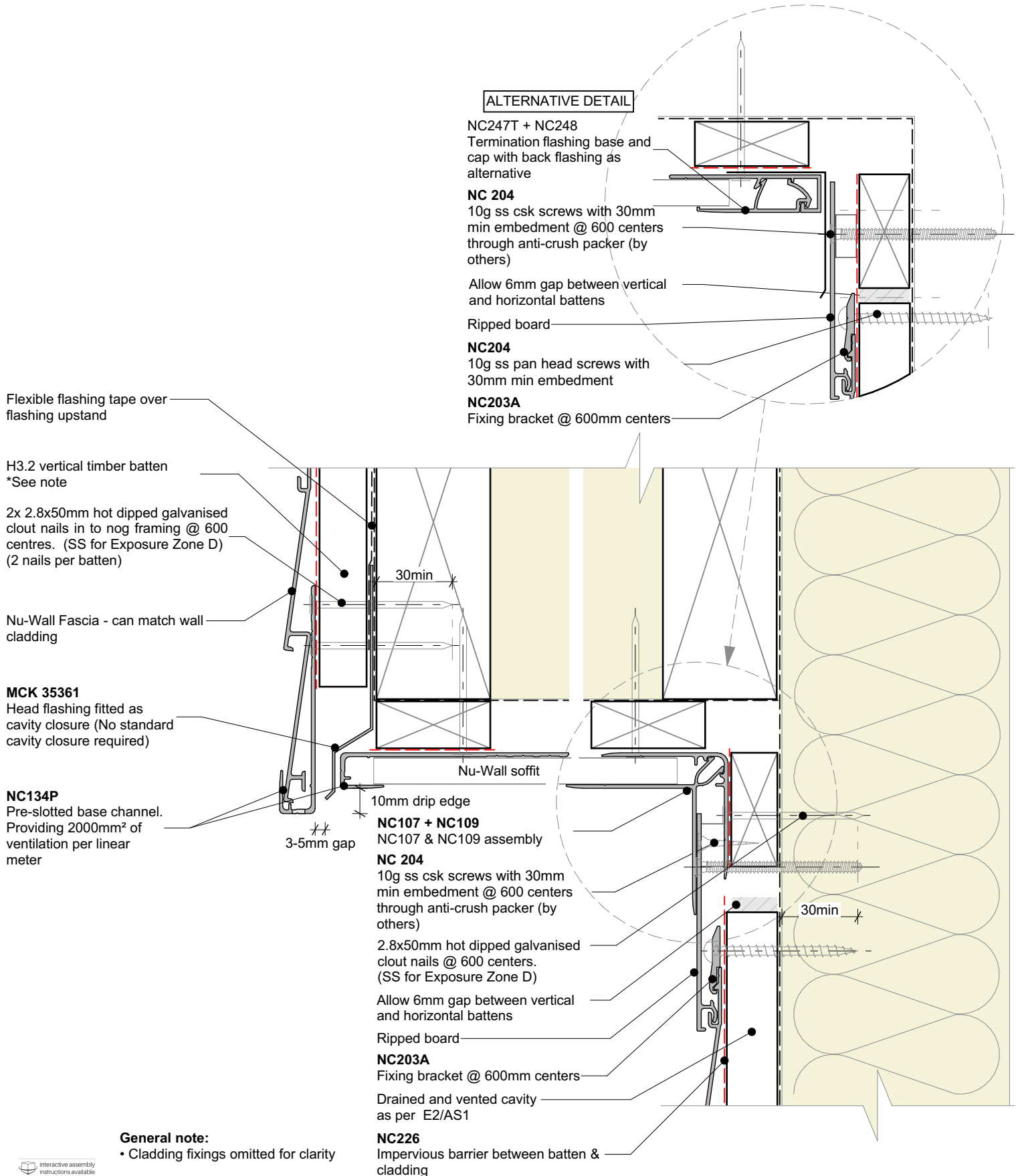


Get WORKINGSPEC from Apple App Store/Google Play



BRANZ Appraised
Appraisal No. 550

	<p>Nu-Wall cladding horizontal on cavity</p> <p>Typical Nu-Wall fascia to soffit - Optional cavity closure</p>	<p>NW-HOC-029b.03</p>	
	<p>© 2021 copyright in this document is the property of Nu-Wall Aluminium Cladding Limited. All rights reserved. Nu-Wall is a registered trademark of Aluminium Product Brands NZ Limited</p>	<p>Drawn by: Nu-Wall</p> <p>Checked by: RL, GT</p>	<p>Date: 02/07/2025</p> <p>Scale: 1:2 @ A4</p>



ALTERNATIVE DETAIL

NC247T + NC248
Termination flashing base and cap with back flashing as alternative

NC 204
10g ss csk screws with 30mm min embedment @ 600 centers through anti-crush packer (by others)

Allow 6mm gap between vertical and horizontal battens

Ripped board

NC204
10g ss pan head screws with 30mm min embedment

NC203A
Fixing bracket @ 600mm centers

Flexible flashing tape over flashing upstand

H3.2 vertical timber batten
*See note

2x 2.8x50mm hot dipped galvanised clout nails in to nog framing @ 600 centres. (SS for Exposure Zone D) (2 nails per batten)

Nu-Wall Fascia - can match wall cladding

MCK 35361
Head flashing fitted as cavity closure (No standard cavity closure required)

NC134P
Pre-slotted base channel. Providing 2000mm² of ventilation per linear meter

10mm drip edge
NC107 + NC109
NC107 & NC109 assembly

NC 204
10g ss csk screws with 30mm min embedment @ 600 centers through anti-crush packer (by others)

2.8x50mm hot dipped galvanised clout nails @ 600 centers. (SS for Exposure Zone D)

Allow 6mm gap between vertical and horizontal battens

Ripped board

NC203A
Fixing bracket @ 600mm centers

Drained and vented cavity as per E2/AS1

NC226
Impervious barrier between batten & cladding

General note:
• Cladding fixings omitted for clarity

Cavity batten note:

- 20mm single castellated timber battens required for all Nu-Wall installations.
- Batten to have 15° slope for moisture egress
- Allow 6mm gap between vertical and horizontal battens
- Sill and head battens to be max. 500mm with a 6mm gap to each segment
- 18mm single castellated battens are available from Nu Wall for all vertical applications to wall junctions and jambs
- Proprietary Nu-Wall Alibat is available as an alternative when a structural non-combustable cavity batten is required

Interactive assembly instructions available

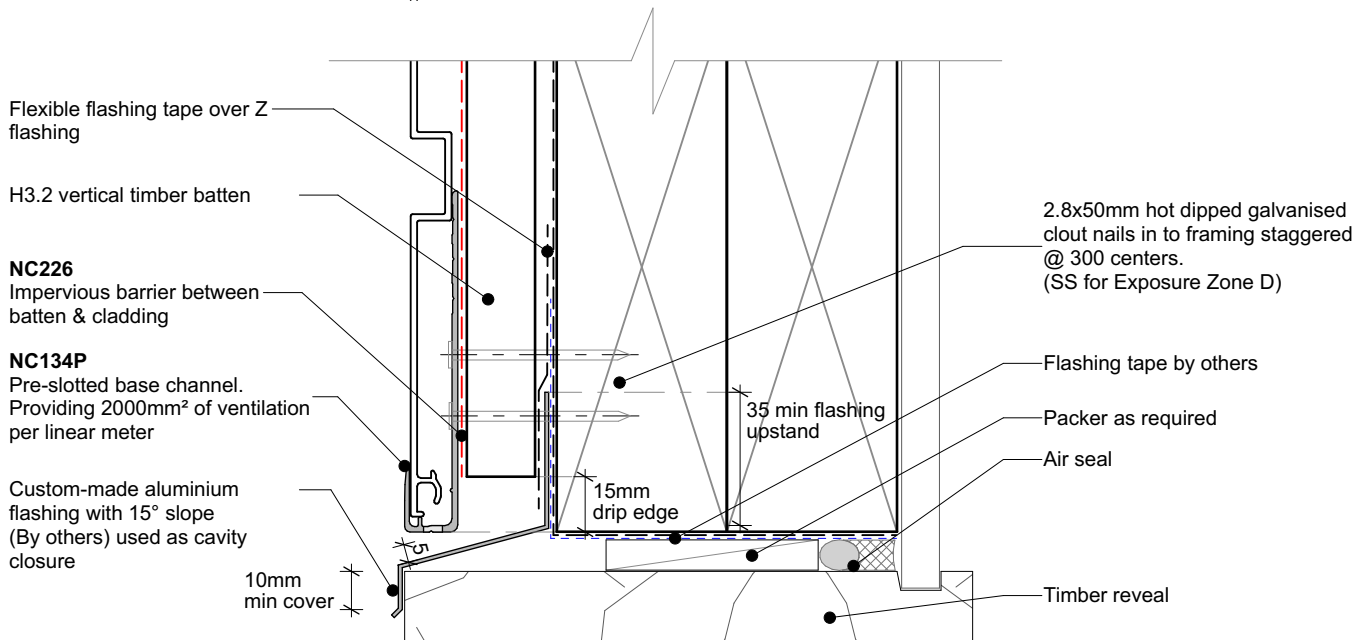
<http://wksp.nz/nw-hoc-sof>



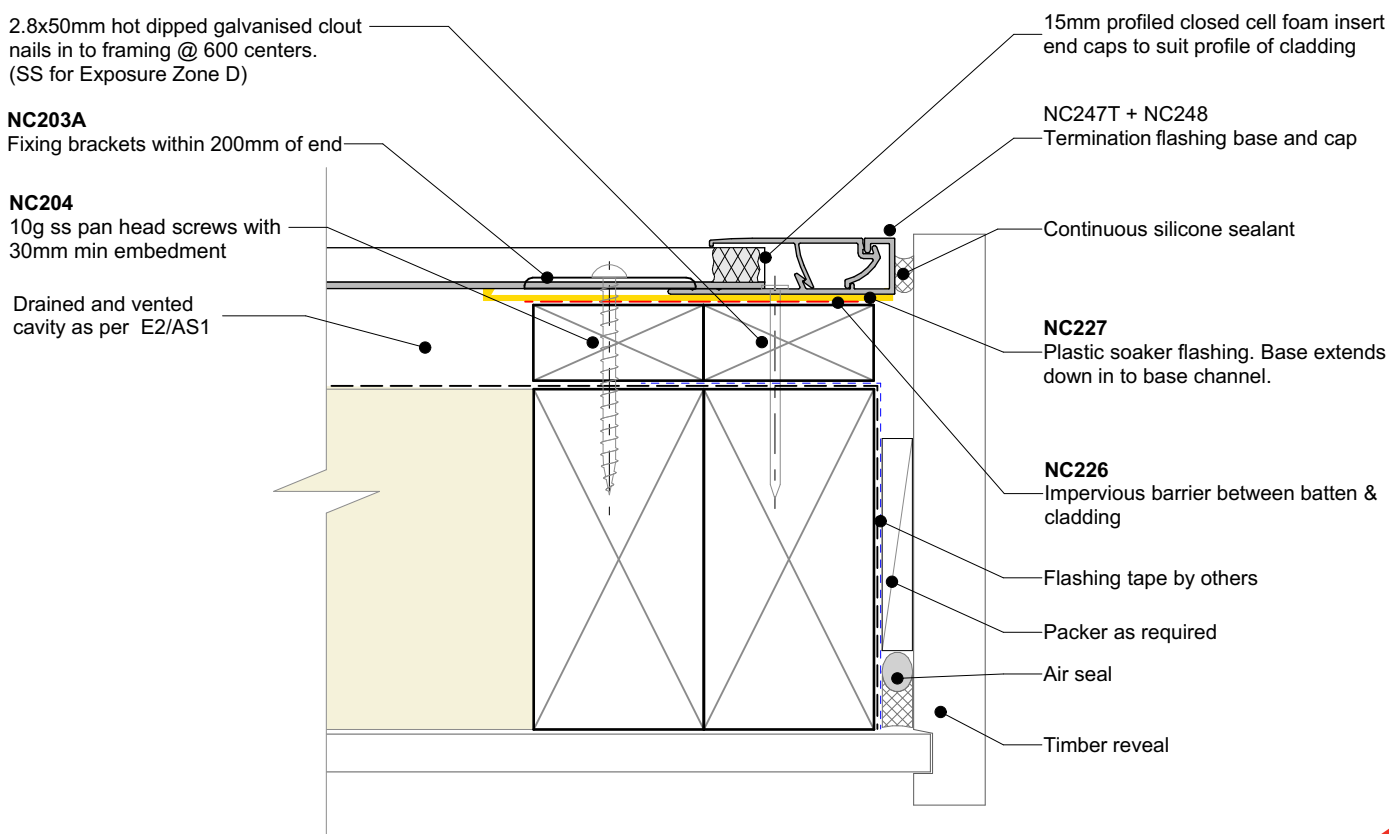
Get WORKINGSPEC from Apple App Store/Google Play



	<p>Nu-Wall cladding horizontal on cavity</p> <p>Typical Nu-Wall to fascia - soffit - wall (with alternative)</p>	<p>NW-HOC-030.03</p>	
	<p>© 2021 copyright in this document is the property of Nu-Wall Aluminium Cladding Limited. All rights reserved. Nu-Wall is a registered trademark of Aluminium Product Brands NZ Limited</p>	<p>Drawn by: Nu-Wall</p> <p>Checked by: RL, GT</p>	<p>Date: 02/07/2025</p> <p>Scale: 1:2 @ A4</p>



GARAGE DOOR HEAD (Timber reveal)



GARAGE DOOR JAMB (Timber reveal)

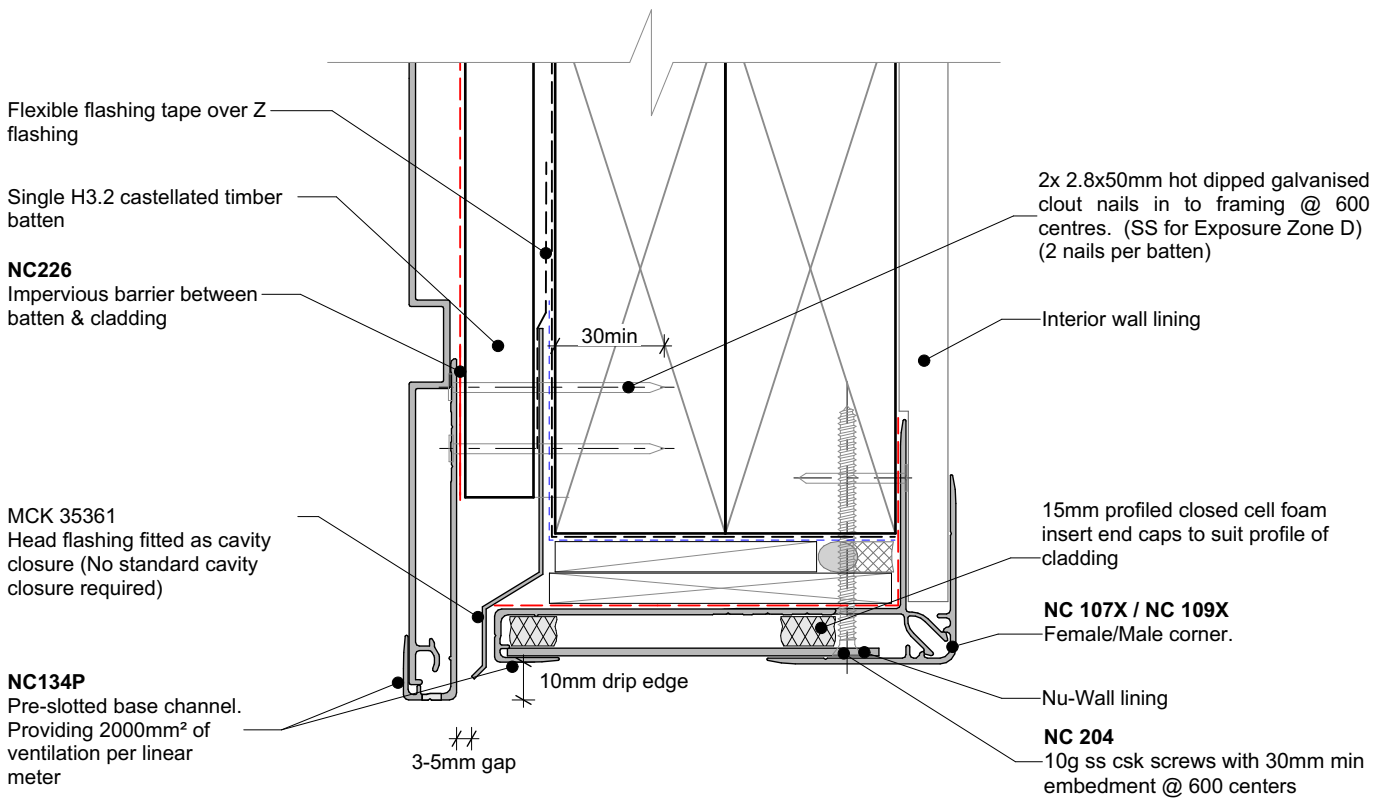


Nu-Wall cladding horizontal on cavity
 Typical garage door head and jamb (Timber reveal)

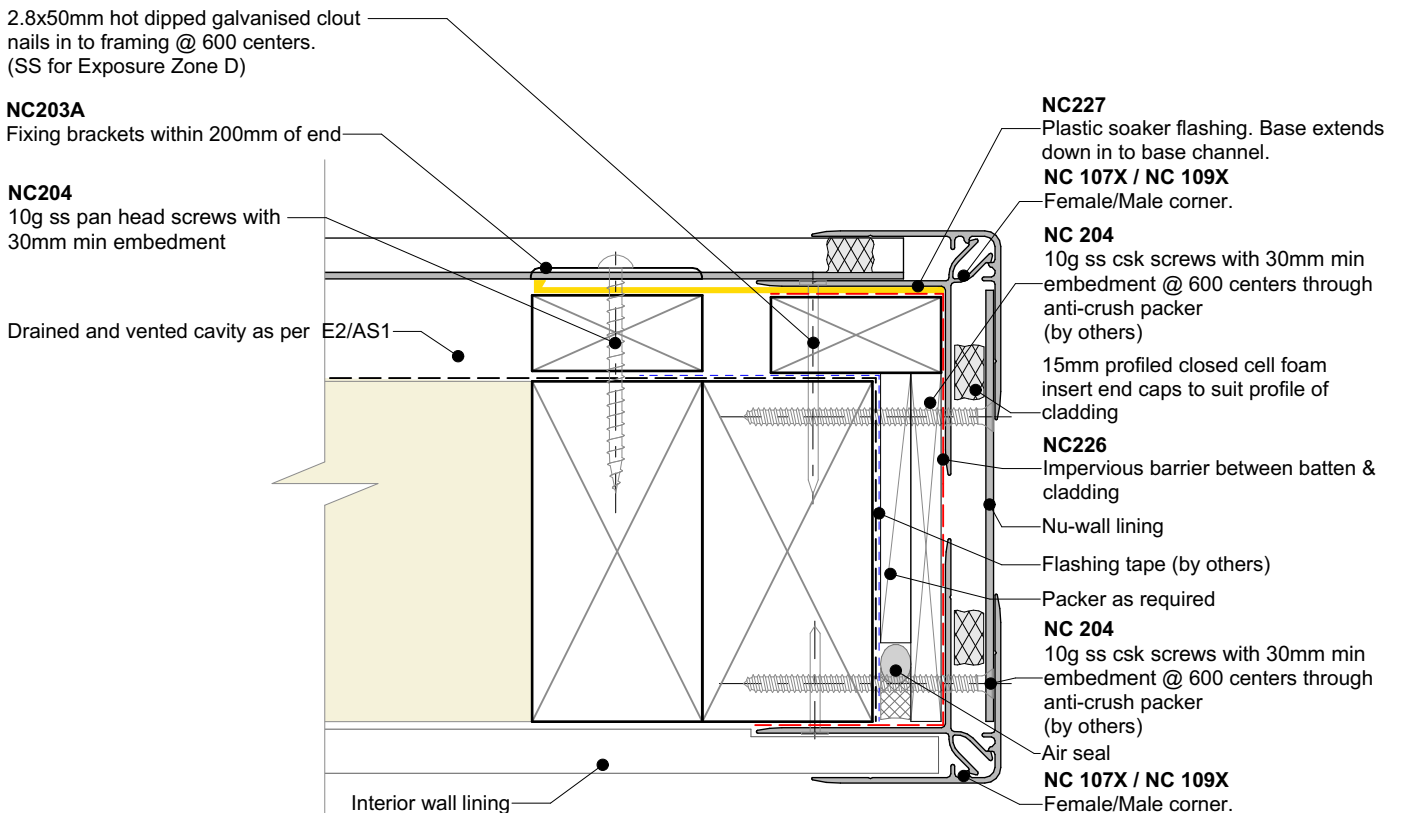
NW-HOC-031.03

© 2021 copyright in this document is the property of Nu-Wall Aluminium Cladding Limited. All rights reserved. Nu-Wall is a registered trademark of Aluminium Product Brands NZ Limited

Drawn by: Nu-Wall	Date: 02/07/2025
Checked by: RL, GT	Scale: 1:2 @ A4



GARAGE DOOR HEAD (Nu-Wall reveal)



GARAGE DOOR JAMB (Nu-Wall reveal)

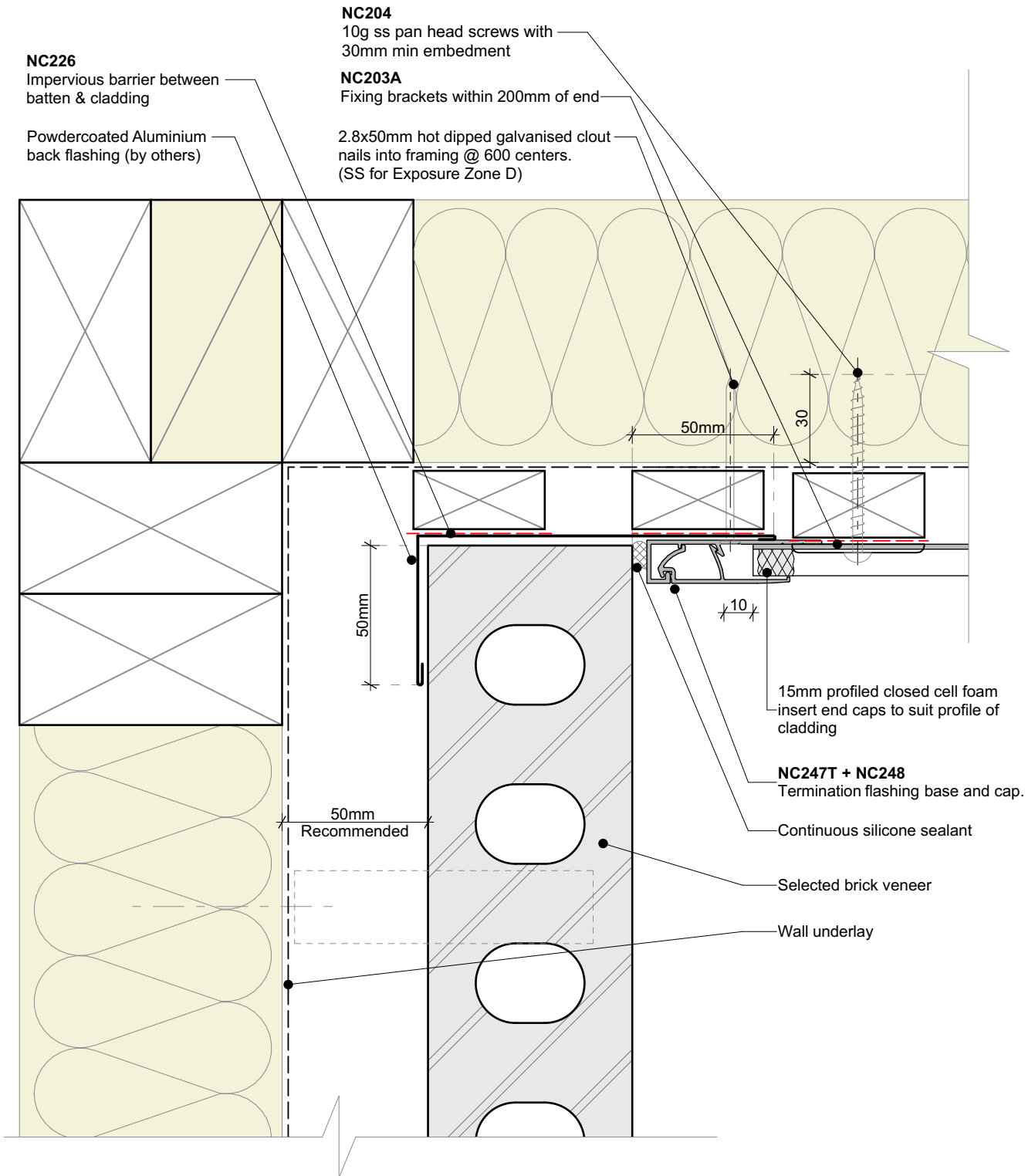


Nu-Wall cladding horizontal on cavity
Typical garage door head and jamb (Nu-Wall Reveal Profile)

NW-HOC-031b.03

Drawn by: Nu-Wall	Date: 02/07/2025
Checked by: RL, GT	Scale: 1:2 @ A4

© 2021 copyright in this document is the property of Nu-Wall Aluminium Cladding Limited. All rights reserved. Nu-Wall is a registered trademark of Aluminium Product Brands NZ Limited



General note:

- Cladding fixings omitted for clarity
- When finishing a wall with a ripped board, the board must be direct fixed with a counter sunk screw @ 600mm centres

Cavity batten note:

- 20mm single castellated timber battens required for all Nu-Wall installations.
- Batten to have 15° slope for moisture egress
- Allow 6mm gap between vertical and horizontal battens
- Sill and head battens to be max. 500mm with a 6mm gap to each segment
- 18mm single castellated battens are available from Nu Wall for all vertical applications to wall junctions and jambs
- Proprietary Nu-Wall Alibat is available as an alternative when a structural non-combustable cavity batten is required

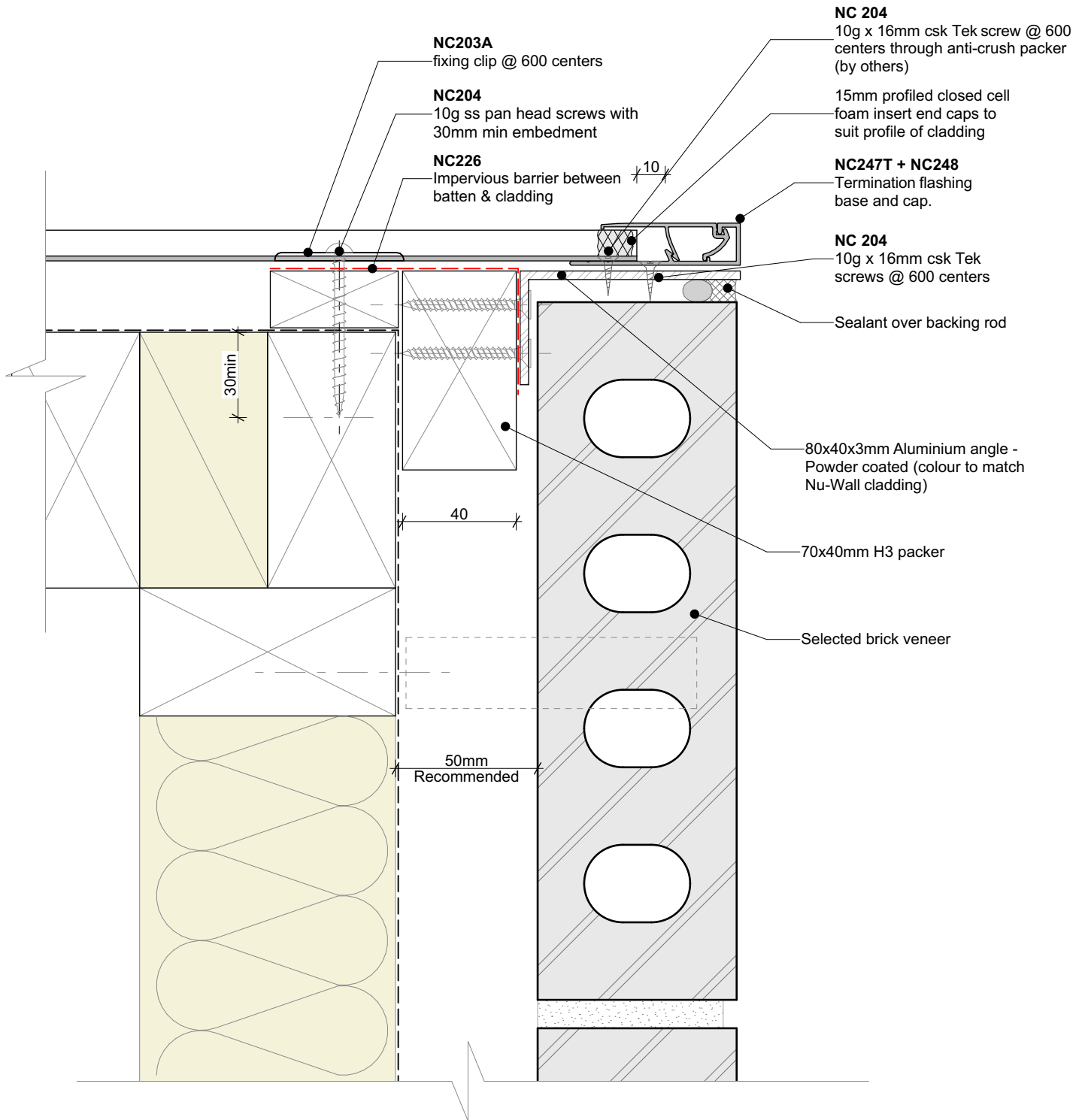


Nu-Wall cladding horizontal on cavity
Typical Nu-Wall to brick internal corner

NW-HOC-032.03

Drawn by: Nu-Wall	Date: 02/07/2025
Checked by: RL, GT	Scale: 1:2 @ A4

© 2021 copyright in this document is the property of Nu-Wall Aluminium Cladding Limited. All rights reserved. Nu-Wall is a registered trademark of Aluminium Product Brands NZ Limited



General note:

- Cladding fixings omitted for clarity
- When finishing a wall with a ripped board, the board must be direct fixed with a counter sunk screw @ 600mm centres

Cavity batten note:

- 20mm single castellated timber battens required for all Nu-Wall installations.
- Batten to have 15° slope for moisture egress
- Allow 6mm gap between vertical and horizontal battens
- Sill and head battens to be max. 500mm with a 6mm gap to each segment
- 18mm single castellated battens are available from Nu Wall for all vertical applications to wall junctions and jambs
- Proprietary Nu-Wall Alibat is available as an alternative when a structural non-combustable cavity batten is required

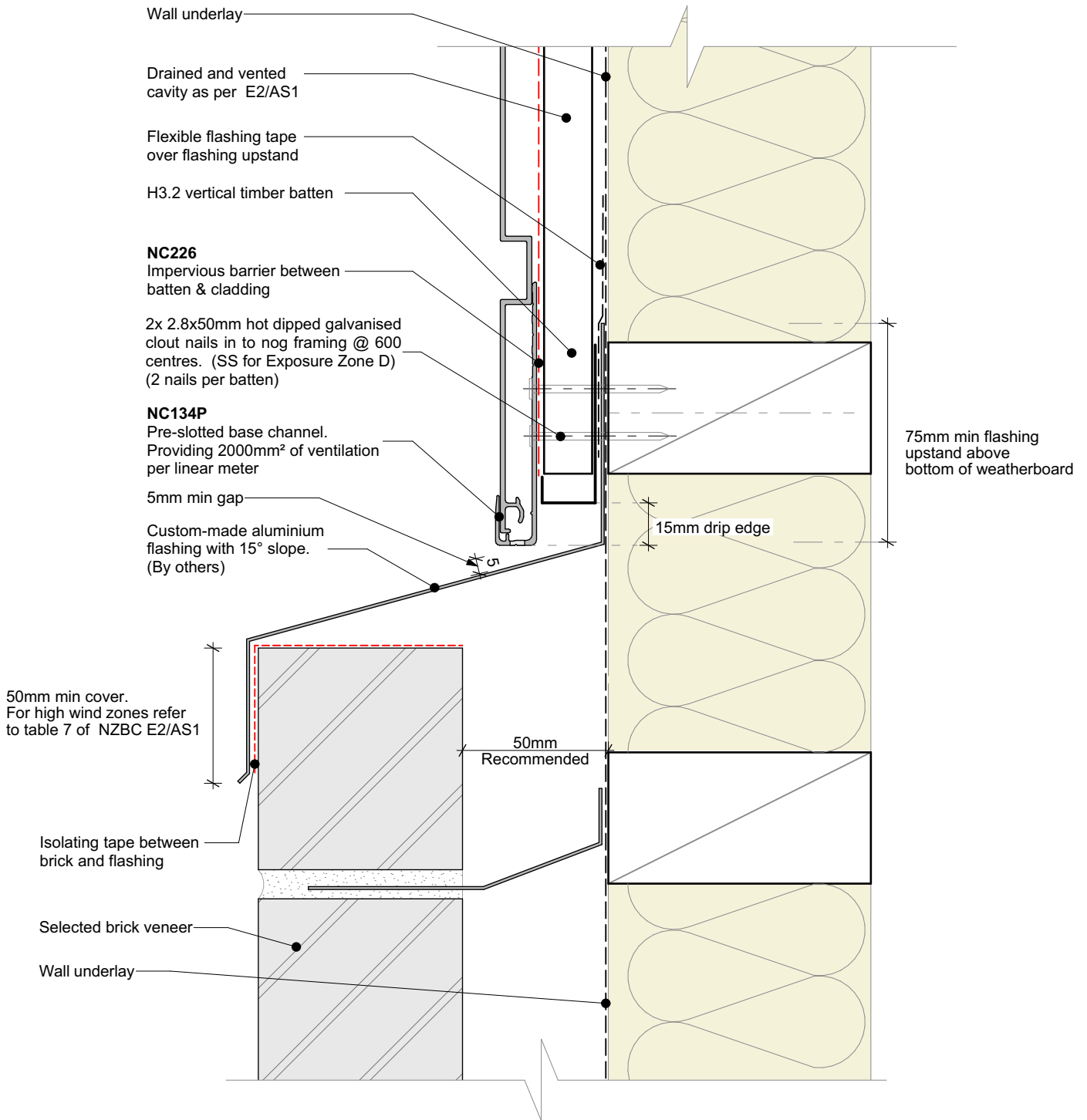


Nu-Wall cladding horizontal on cavity
Typical Nu-Wall to brick external corner

NW-HOC-033.03

Drawn by: Nu-Wall	Date: 02/07/2025
Checked by: RL, GT	Scale: 1:2 @ A4

© 2021 copyright in this document is the property of Nu-Wall Aluminium Cladding Limited. All rights reserved. Nu-Wall is a registered trademark of Aluminium Product Brands NZ Limited



Cavity batten note:

- 20mm single castellated timber battens required for all Nu-Wall installations.
- Batten to have 15° slope for moisture egress
- Allow 6mm gap between vertical and horizontal battens
- Sill and head battens to be max. 500mm with a 6mm gap to each segment
- 18mm single castellated battens are available from Nu Wall for all vertical applications to wall junctions and jambs
- Proprietary Nu-Wall Alibat is available as an alternative when a structural non-combustable cavity batten is required

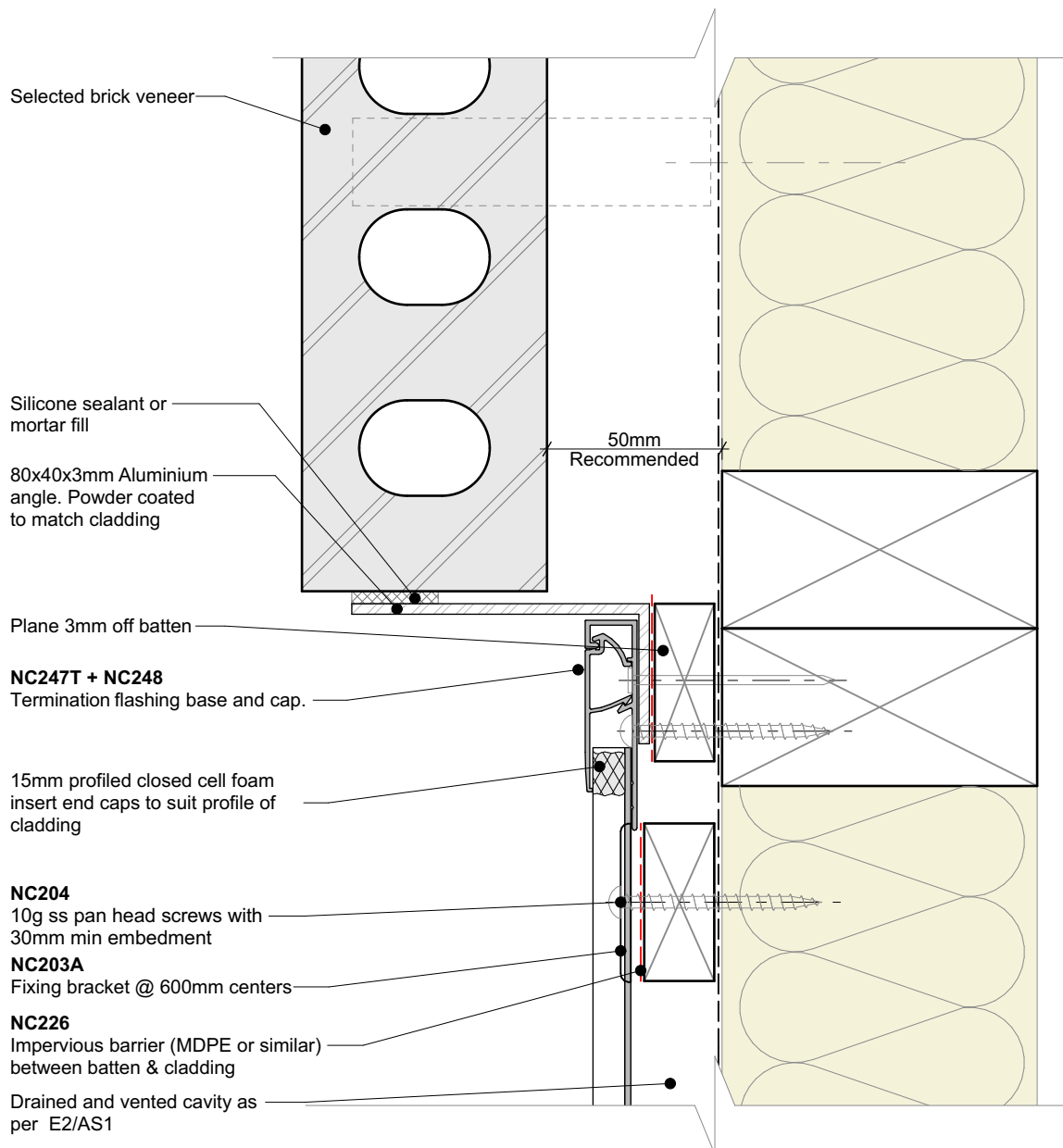


**Nu-Wall cladding horizontal on cavity
Typical Nu-Wall to brick horizontal junction**

NW-HOC-034.03

Drawn by: Nu-Wall	Date: 02/07/2025
Checked by: RL, GT	Scale: 1:2 @ A4

© 2021 copyright in this document is the property of Nu-Wall Aluminium Cladding Limited. All rights reserved. Nu-Wall is a registered trademark of Aluminium Product Brands NZ Limited



General note:

- Cladding fixings omitted for clarity
- When finishing a wall with a ripped board, the board must be direct fixed with a counter sunk screw @ 600mm centres

Cavity batten note:

- 20mm single castellated timber battens required for all Nu-Wall installations.
- Batten to have 15° slope for moisture egress
- Allow 6mm gap between vertical and horizontal battens
- Sill and head battens to be max. 500mm with a 6mm gap to each segment
- 18mm single castellated battens are available from Nu Wall for all vertical applications to wall junctions and jambs
- Proprietary Nu-Wall Alibat is available as an alternative when a structural non-combustable cavity batten is required



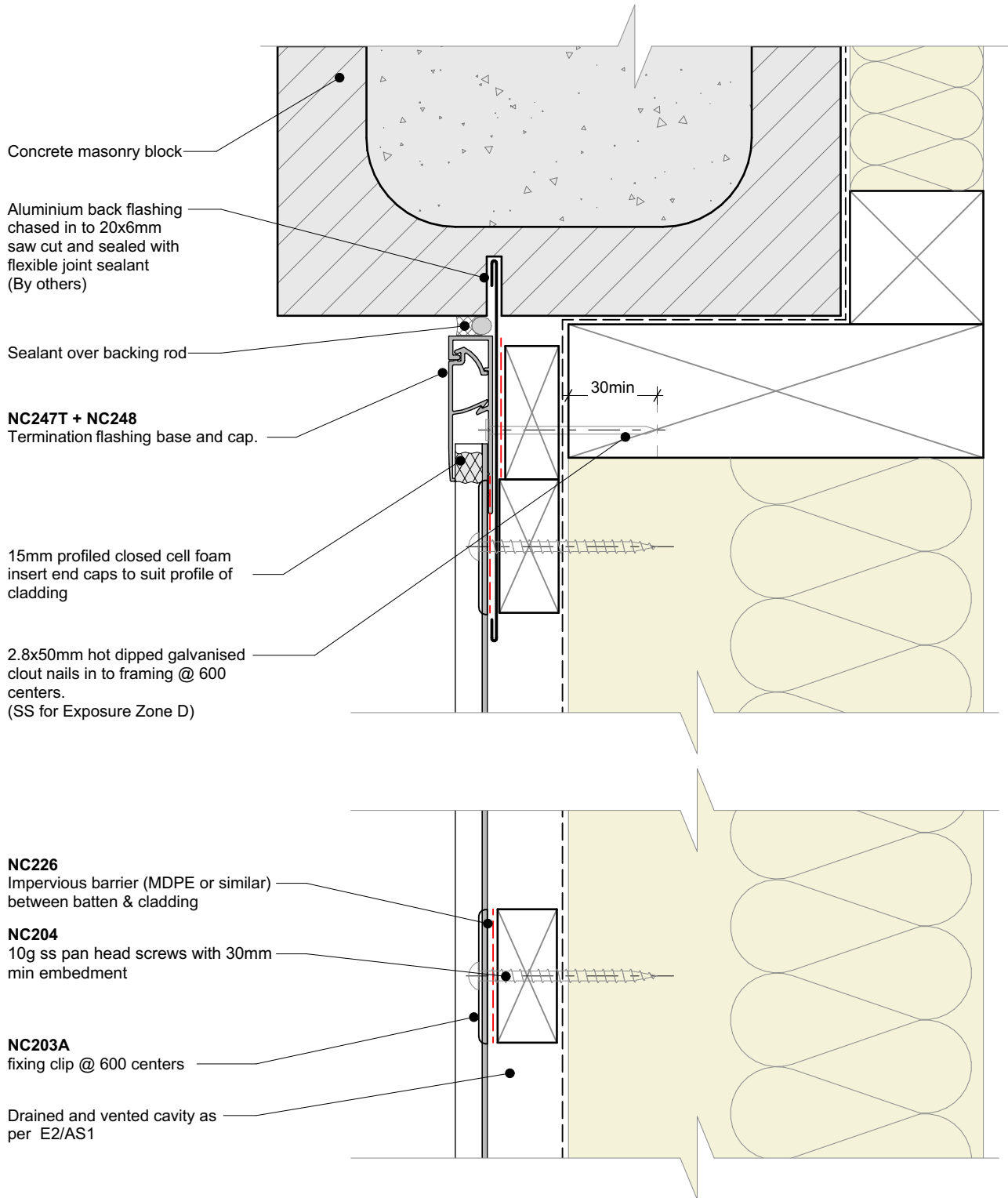
Nu-Wall cladding horizontal on cavity
Typical Nu-Wall to brick vertical junction

NW-HOC-035.03

Drawn by: Nu-Wall Date: 02/07/2025

Checked by: RL, GT Scale: 1:2 @ A4

© 2021 copyright in this document is the property of Nu-Wall Aluminium Cladding Limited. All rights reserved. Nu-Wall is a registered trademark of Aluminium Product Brands NZ Limited



General note:

- Cladding fixings omitted for clarity
- When finishing a wall with a ripped board, the board must be direct fixed with a counter sunk screw @ 600mm centres

Cavity batten note:

- 20mm single castellated timber battens required for all Nu-Wall installations.
- Batten to have 15° slope for moisture egress
- Allow 6mm gap between vertical and horizontal battens
- Sill and head battens to be max. 500mm with a 6mm gap to each segment
- 18mm single castellated battens are available from Nu Wall for all vertical applications to wall junctions and jambs
- Proprietary Nu-Wall Alibat is available as an alternative when a structural non-combustable cavity batten is required



Nu-Wall cladding horizontal on cavity
Typical Nu-Wall to concrete masonry vertical junction

NW-HOC-036.03

Drawn by: Nu-Wall	Date: 02/07/2025
Checked by: RL, GT	Scale: 1:2 @ A4

© 2021 copyright in this document is the property of Nu-Wall Aluminium Cladding Limited. All rights reserved. Nu-Wall is a registered trademark of Aluminium Product Brands NZ Limited

Custom folded 1.2mm aluminium flashing powder coated to match cladding and chased in to 15x6mm saw cut and sealed with flexible joint sealant (By others)

BF001
Alibat fixed to concrete masonry @ 600 centers max

NC247T + NC248
Termination flashing base and cap.

NC 204
10g x 16mm csk Tek screw @ 600 centers through anti-crush packer (by others)

15mm profiled closed cell foam insert end caps to suit profile of cladding

NC226
Impervious barrier (MDPE or similar) between batten & cladding

NC204
10g ss csk screws in to Alibat @ 600 centers

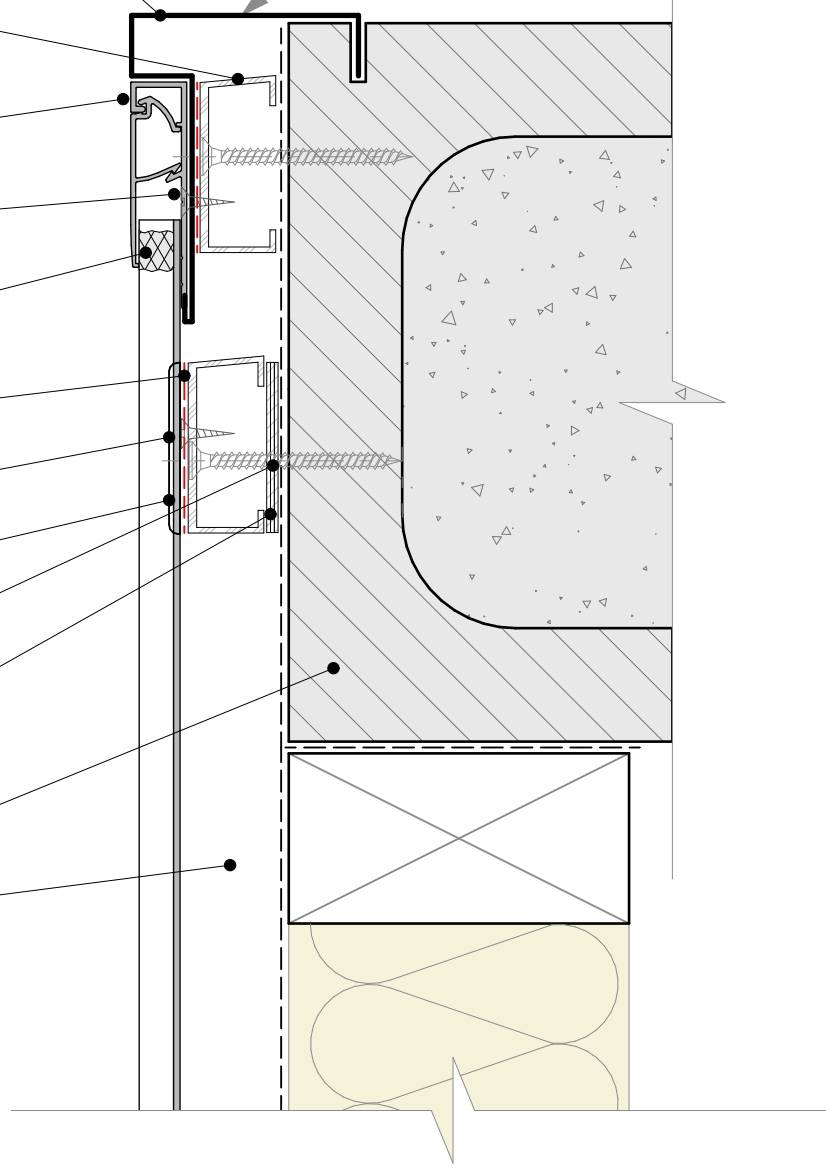
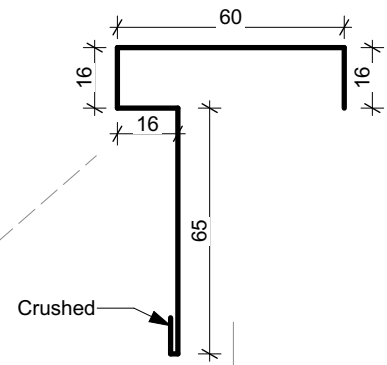
NC203A
fixing clip @ 600 centers

Concrete masonry fasteners

BF SPACER
1mm shims used, if required to level/plumb wall

Concrete masonry block wall

Drained and vented cavity as per E2/AS1



General note:

- Cladding fixings omitted for clarity
- When finishing a wall with a ripped board, the board must be direct fixed with a counter sunk screw @ 600mm centres

Cavity batten note:

- 20mm single castellated timber battens required for all Nu-Wall installations.
- Batten to have 15° slope for moisture egress
- Allow 6mm gap between vertical and horizontal battens
- Sill and head battens to be max. 500mm with a 6mm gap to each segment
- 18mm single castellated battens are available from Nu Wall for all vertical applications to wall junctions and jambs
- Proprietary Nu-Wall Alibat is available as an alternative when a structural non-combustable cavity batten is required



Nu-Wall cladding horizontal on cavity
Typical Nu-Wall to concrete masonry external corner

NW-HOC-037.03

Drawn by: Nu-Wall	Date: 02/07/2025
Checked by: RL, GT	Scale: 1:2 @ A4

© 2021 copyright in this document is the property of Nu-Wall Aluminium Cladding Limited. All rights reserved. Nu-Wall is a registered trademark of Aluminium Product Brands NZ Limited

NC226
Impervious barrier (MDPE or similar)
between batten & cladding

NC203A
fixing clip @ 600 centers

NC204
10g ss pan head screws with
30mm min embedment

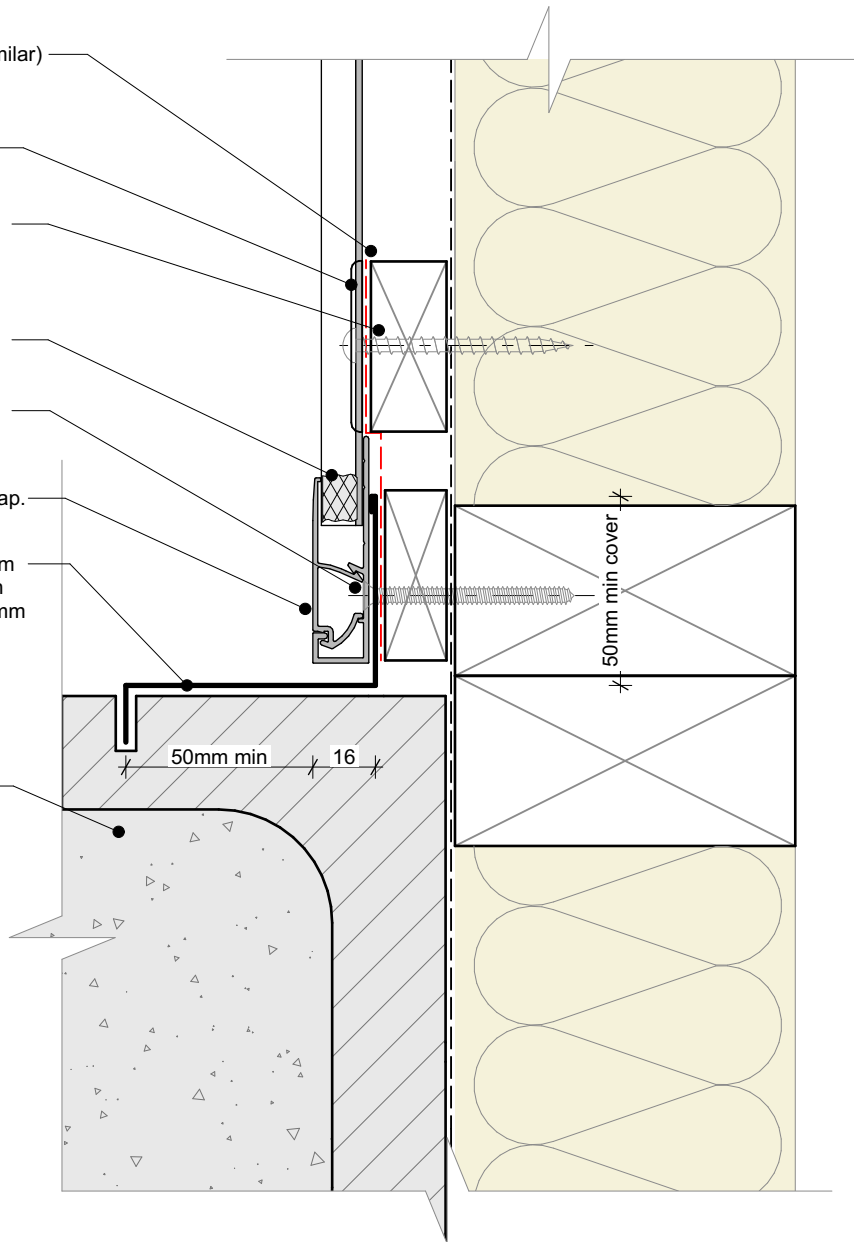
15mm profiled closed cell foam
insert end caps to suit profile of
cladding

NC 204
10g ss csk screws with 30mm
min embedment @ 600 centers

NC247T + NC248
Termination flashing base and cap.

Custom folded 1.2mm aluminium
flashing powder coated to match
cladding and chased in to 15x6mm
saw cut and sealed with flexible
joint sealant
(By others)

Concrete masonry block wall



General note:

- Cladding fixings omitted for clarity
- When finishing a wall with a ripped board, the board must be direct fixed with a counter sunk screw @ 600mm centres

Cavity batten note:

- 20mm single castellated timber battens required for all Nu-Wall installations.
- Batten to have 15° slope for moisture egress
- Allow 6mm gap between vertical and horizontal battens
- Sill and head battens to be max. 500mm with a 6mm gap to each segment
- 18mm single castellated battens are available from Nu Wall for all vertical applications to wall junctions and jambs
- Proprietary Nu-Wall Alibat is available as an alternative when a structural non-combustable cavity batten is required

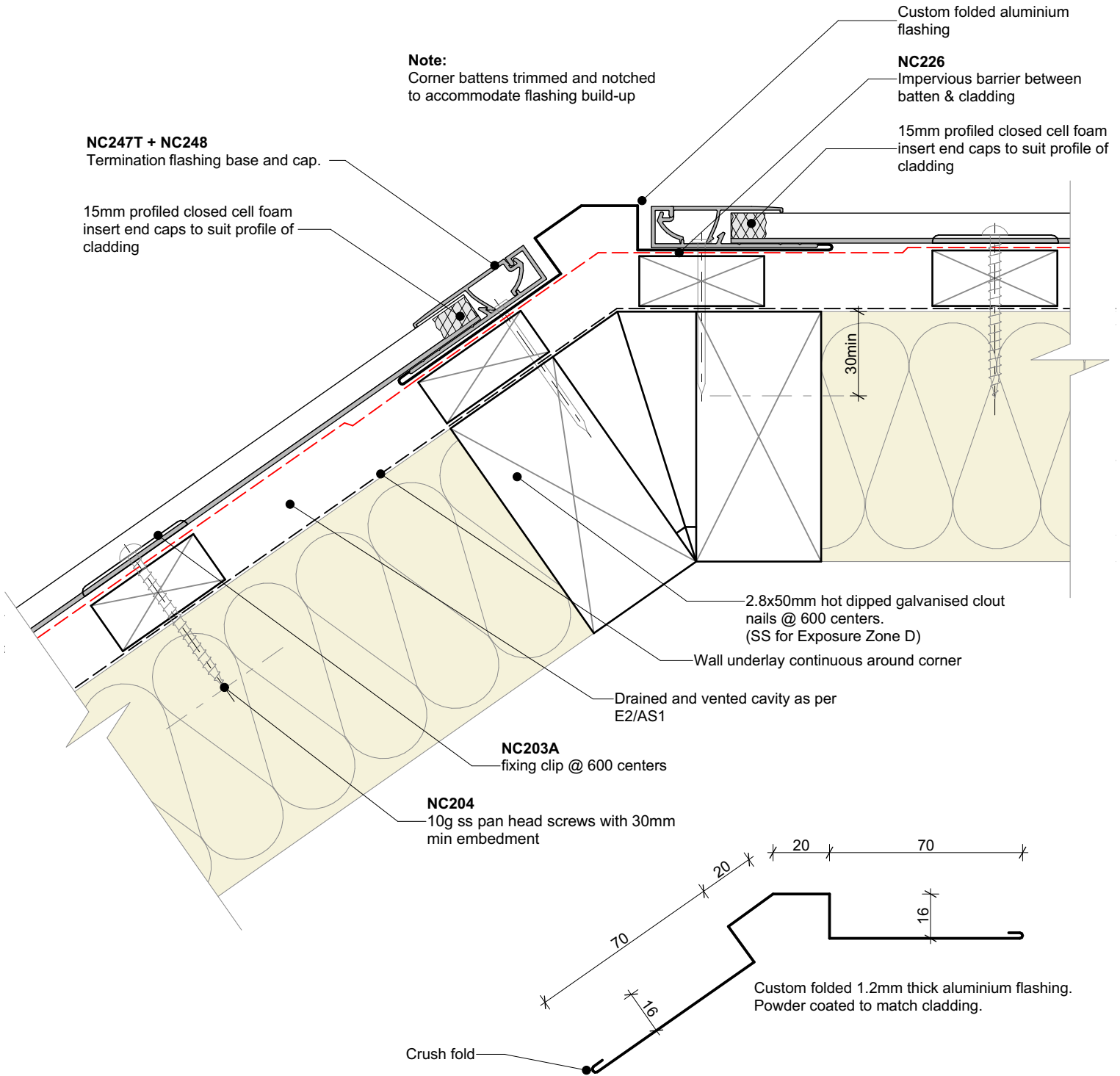


Nu-Wall cladding horizontal on cavity
Typical Nu-Wall to concrete masonry internal corner

NW-HOC-038.03

Drawn by: Nu-Wall	Date: 02/07/2025
Checked by: RL, GT	Scale: 1:2 @ A4

© 2021 copyright in this document is the property of Nu-Wall Aluminium Cladding Limited. All rights reserved. Nu-Wall is a registered trademark of Aluminium Product Brands NZ Limited



General note:

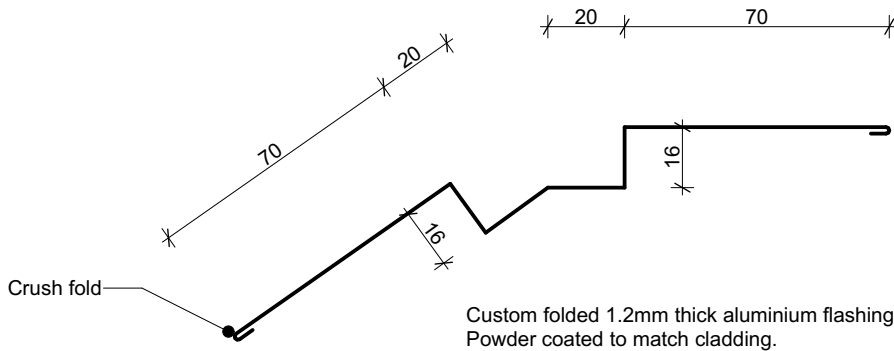
- Cladding fixings omitted for clarity
- When finishing a wall with a ripped board, the board must be direct fixed with a counter sunk screw @ 600mm centres

Cavity batten note:

- 20mm single castellated timber battens required for all Nu-Wall installations.
- Batten to have 15° slope for moisture egress
- Allow 6mm gap between vertical and horizontal battens
- Sill and head battens to be max. 500mm with a 6mm gap to each segment
- 18mm single castellated battens are available from Nu Wall for all vertical applications to wall junctions and jambs
- Proprietary Nu-Wall Alibat is available as an alternative when a structural non-combustable cavity batten is required

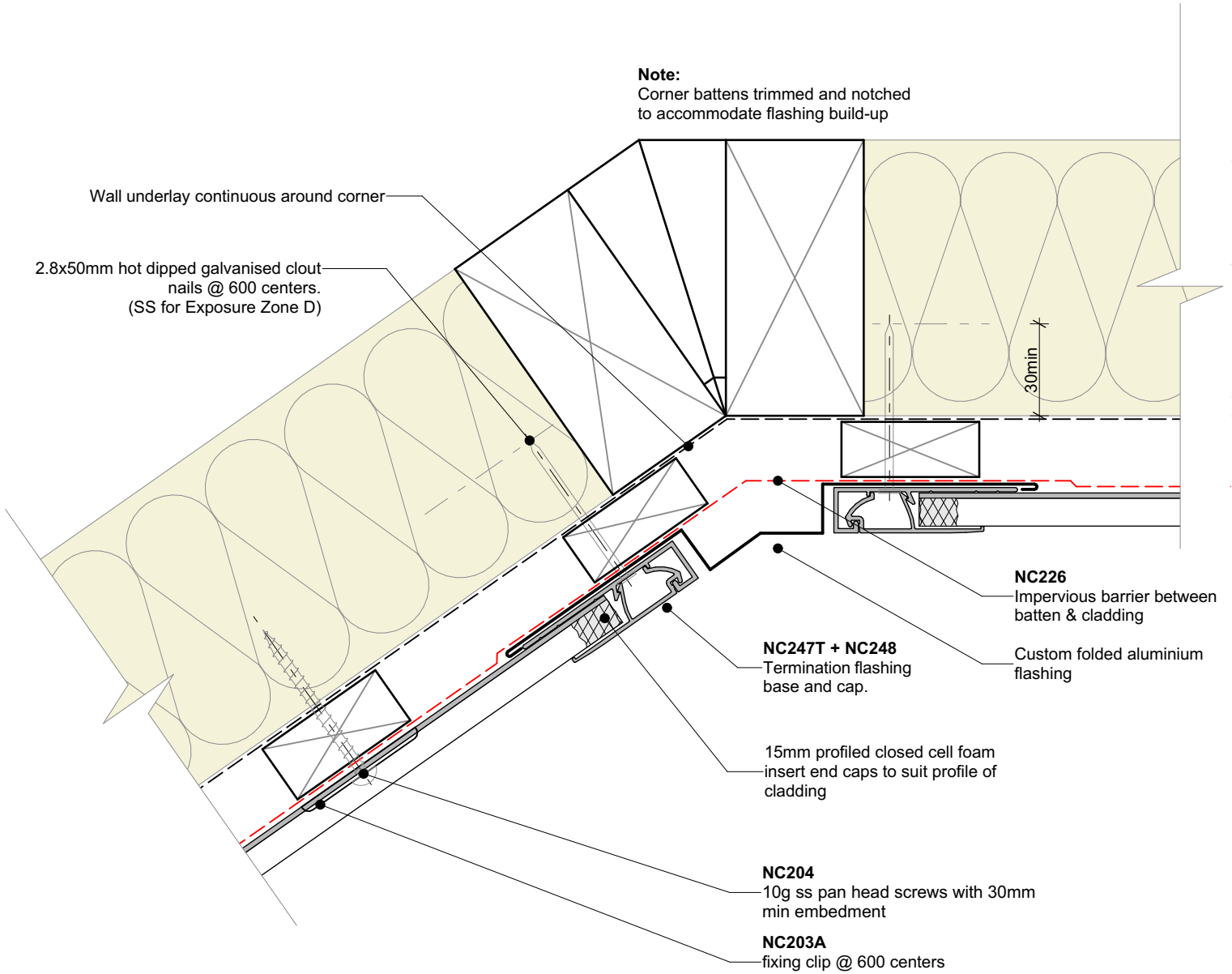


	<p>Nu-Wall cladding horizontal on cavity</p> <p>Typical Nu-Wall irregular external corner flashing</p>		<p>NW-HOC-039.03</p>	
	<p>© 2021 copyright in this document is the property of Nu-Wall Aluminium Cladding Limited. All rights reserved. Nu-Wall is a registered trademark of Aluminium Product Brands NZ Limited</p>	<p>Drawn by: Nu-Wall</p>	<p>Date: 02/07/2025</p>	<p>Checked by: RL, GT</p>



Custom folded 1.2mm thick aluminium flashing.
Powder coated to match cladding.

Note:
Corner battens trimmed and notched to accommodate flashing build-up



General note:

- Cladding fixings omitted for clarity
- When finishing a wall with a ripped board, the board must be direct fixed with a counter sunk screw @ 600mm centres

Cavity batten note:

- 20mm single castellated timber battens required for all Nu-Wall installations.
- Batten to have 15° slope for moisture egress
- Allow 6mm gap between vertical and horizontal battens
- Sill and head battens to be max. 500mm with a 6mm gap to each segment
- 18mm single castellated battens are available from Nu Wall for all vertical applications to wall junctions and jambs
- Proprietary Nu-Wall Alibat is available as an alternative when a structural non-combustable cavity batten is required

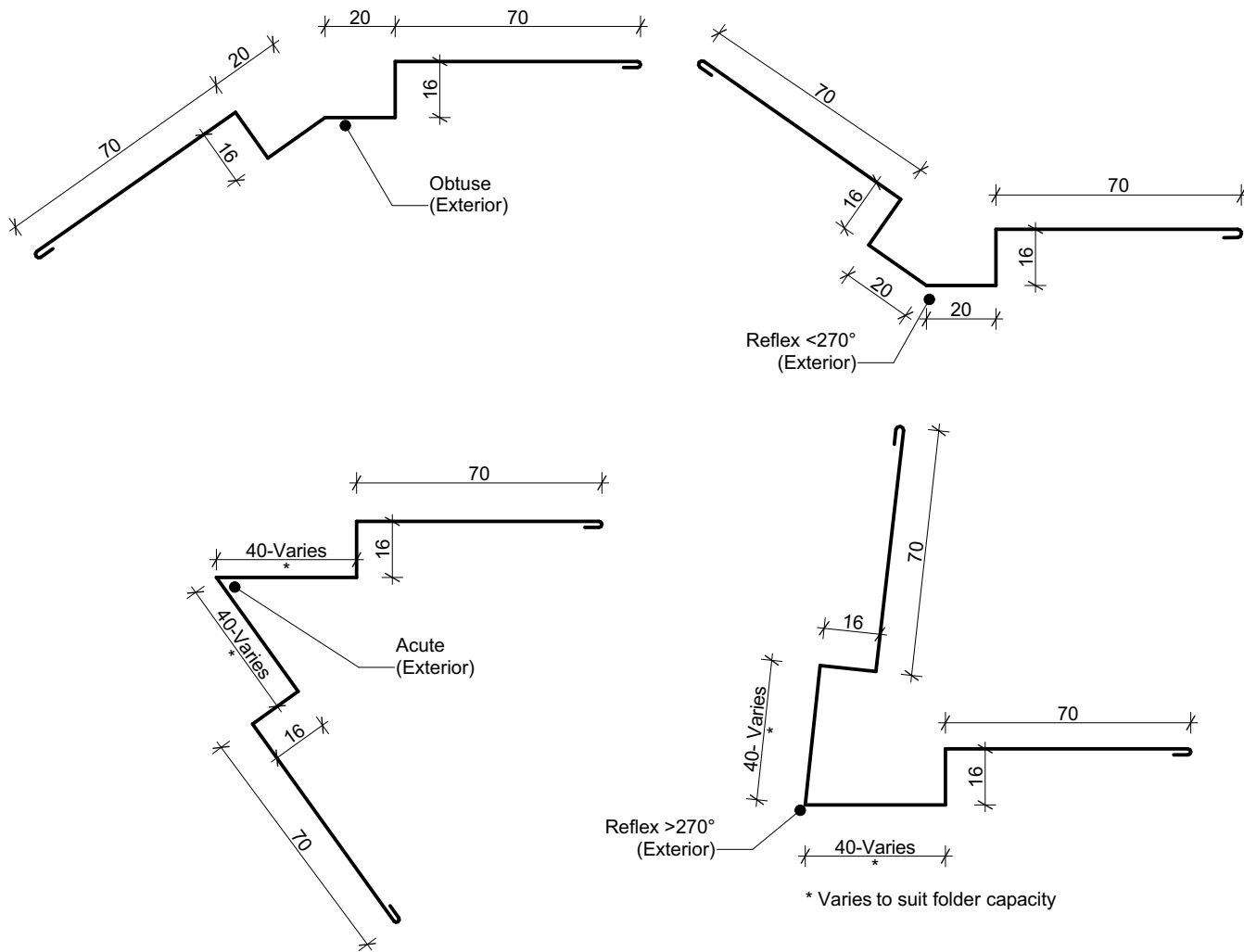


Nu-Wall cladding horizontal on cavity
Typical Nu-Wall irregular internal corner flashing

NW-HOC-040.03

Drawn by: Nu-Wall	Date: 02/07/2025
Checked by: RL, GT	Scale: 1:2 @ A4

© 2021 copyright in this document is the property of Nu-Wall Aluminium Cladding Limited. All rights reserved. Nu-Wall is a registered trademark of Aluminium Product Brands NZ Limited



General note:

- All dimensions are suggested minimum
- Contact Nu-Wall for acute angles less than 45°



Nu-Wall cladding horizontal on cavity
 Typical Nu-Wall irregular internal corner flashing profiles

NW-HOC-041.02

Drawn by: Nu-Wall Date: 02/07/2025

Checked by: RL, GT Scale: 1:2 @ A4

© 2021 copyright in this document is the property of Nu-Wall Aluminium Cladding Limited. All rights reserved. Nu-Wall is a registered trademark of Aluminium Product Brands NZ Limited